

Blockchain-Enabled Human Organ Donation And Transplantation Portal For Secure And Transparent Management

Dr.A.Mary Beula¹, Macarius Fernandez E², Sanjai B³, Prabhakaran K⁴

¹HOD, Dept of Artificial Intelligence & Data Science Engineering

^{2, 3, 4} Dept of Artificial Intelligence & Data Science Engineering

^{1, 2, 3, 4} M.A.M College of Engineering and Technology, Tiruchirappalli, Tamil Nadu, India

Abstract- *The efficiency of organ transplantation is frequently hindered by fragmented data management and the lack of a centralized infrastructure for real-time donor-recipient matching. This paper proposes a web-based Organ Donation Management System designed to bridge this gap by digitizing the end-to-end donation workflow. The system provides a unified platform for donor registration and clinical verification, significantly reducing the latency involved in identifying compatible donors during medical emergencies. By replacing traditional, paper-based record-keeping with a centralized digital repository, the architecture eliminates data redundancy and minimizes human administrative errors. To address the critical requirement for patient privacy and data security, the platform integrates blockchain technology. This ensures that all donor and organ-related records are stored in a decentralized, tamper-proof ledger, fostering transparency and preventing unauthorized data manipulation. The result is a secure, scalable framework that enhances coordination among healthcare stakeholders and optimizes the decision-making process in organ transplantation.*

Keywords: Blockchain, Donor Management, Healthcare Security, Organ Transplantation, Web Application

I. INTRODUCTION

Organ transplantation remains a critical intervention for patients with end-stage organ failure, yet the global shortage of available donors continues to widen the gap between supply and clinical demand. Beyond biological compatibility, a significant barrier to successful transplantation is the lack of a unified, real-time infrastructure for donor data management. Many existing frameworks still rely on fragmented or manual record-keeping, which introduces risks of data duplication, human error, and costly delays during time-sensitive medical emergencies.

To address these systemic inefficiencies, this research proposes a centralized, web-based Organ Donation Management System. By digitizing the end-to-end donation

workflow, the system provides healthcare stakeholders—including hospital administrators and surgical teams—with immediate access to verified donor profiles and geographical data. Given the high sensitivity of medical records, the architecture prioritizes data security through multi-factor authentication and the integration of blockchain technology. The use of a decentralized ledger ensures that donor information remains immutable and transparent, mitigating the risk of unauthorized tampering. This approach not only optimizes the logistics of organ matching but also establishes a framework of trust and accountability essential for modern healthcare informatics.

1.1 Overview

The Organ Donation Management System is a comprehensive web-based platform designed to simplify and enhance the organ donation process by connecting donors, hospitals, and administrators through a unified system. Its primary objective is to create an efficient environment in which donor information can be registered, managed, and accessed in real time. Individuals willing to donate organs can register their personal and medical details, which are then securely stored and verified by authorized personnel.

The system offers an intuitive interface for users, hospitals, and administrators to enable seamless interaction and data management. Hospitals can retrieve donor information based on specific requirements, such as organ type and location, significantly reducing the time required to identify suitable donors in emergencies. Administrators oversee system integrity by verifying registrations, managing user data, and monitoring the overall performance. The system digitizes and centralizes all donor-related data, eliminating manual record-keeping, reducing errors such as duplication and data loss, and ensuring that information is consistently updated for reliable decision-making. Robust authentication mechanisms and blockchain integration collectively ensure that all stored data are tamper-proof and protected from unauthorized access.

1.2 Importance of Organ Donation

Organ donation is one of the most critical pillars of modern healthcare, offering a second chance at life for patients suffering from end-stage organ failure. Every year, thousands of individuals worldwide await organ transplants, such as kidneys, livers, hearts, and lungs; however, only a limited number of donors are available. This stark imbalance between demand and supply results in many preventable deaths. Organ donation not only saves lives but also enhances the quality of life of recipients while fostering social responsibility and compassion among communities.

Despite its immense importance, awareness of organ donation remains limited in many regions, and misconceptions frequently discourage potential donors from registering. Cultural beliefs, insufficient information, and fear of misuse are all common barriers. A well-organized and transparent system can educate people and encourage more individuals to come forward as donors, ultimately narrowing the gap between supply and demand.

1.3 Limitations of Traditional Systems

Traditional organ donation systems depend largely on manual processes and paper-based records maintained by individual hospitals without a centralized database, making it difficult to quickly access donor information during emergencies when time is the most critical factor. The maintenance of physical records increases the risk of data loss, damage, or misplacement. Human errors in data entry, duplicate entries, incorrect information, and outdated records reduce the reliability of the system. Moreover, the absence of proper coordination between hospitals, doctors, and administrators slows down the identification of suitable donors for transplantation. Security concerns are also prominent because traditional systems lack robust mechanisms to protect sensitive medical and personal data from unauthorized access.

1.4 Need for a Digital System

The increasing demand for organ transplantation, combined with the limitations of traditional approaches, makes it essential to adopt a digital solution. A digital system provides a centralized platform where donor information can be stored, accessed, and managed efficiently, granting all stakeholders real-time access to the accurate data. This significantly reduces the time required to identify suitable donors, which is crucial in emergencies where every second matters. A digital system also minimizes human errors through automated data entry, validation, and record maintenance, thereby eliminating duplication and ensuring consistency. It

improves communication and coordination among different entities, enabling faster decision-making and better outcomes.

1.5 Role of Security and Data Privacy

Security and data privacy are crucial in healthcare-related systems, particularly when handling sensitive personal and medical information. Strong authentication mechanisms ensure that only authorized users can access and manage the donor data. Technologies such as blockchain provide tamper-proof, transparent data storage that prevents fraud and unauthorized modifications. By prioritizing security and privacy, the system builds trust among users and encourages broader participation in organ donation.

II. LITERATURE SURVEY

2.1 Existing System

The existing system for organ donation management is primarily based on manual and paper-based processes, making it inefficient and difficult to manage in real-world healthcare settings. In most hospitals, donor information is collected through physical forms and stored in files or local records without a centralized database. This fragmented approach creates significant challenges in the organization, maintenance, and retrieval of data when needed.

During emergencies, healthcare professionals often face delays caused by time-consuming searches through physical records or disconnected systems, which can negatively impact patients requiring immediate organ transplantation. Human errors in data entry and record maintenance further reduce reliability, and the absence of proper security mechanisms leaves sensitive data vulnerable to unauthorized access and misuse.

The key disadvantages of the existing system include:

- Manual, paper-based record-keeping makes data handling slow and highly inefficient.
- Searching for and accessing donor information is time-consuming, especially during emergencies.
- Manual data entry introduces errors, duplication, and possible loss of critical records.
- Donor information is rarely updated regularly, resulting in outdated and unreliable data.
- The absence of proper security and authentication allows unauthorized access and misuse of sensitive information.

2.2 Related Works

Almalawi et al. [1] presented a comprehensive security framework for modern healthcare data, addressing threats such as ransomware, data breaches, and insider attacks through access control, encryption, and continuous monitoring. This study emphasized compliance with HIPAA and GDPR while exploring machine learning-based anomaly detection. However, the framework faces challenges, including high computational overhead for real-time processing and difficulty integrating with legacy systems.

Sundas et al. [2] introduced HealthGuard, a machine learning-based security framework for healthcare systems that leverages predictive analytics and pattern recognition to proactively identify security breaches. The system monitors electronic medical records and IoT-enabled devices using both supervised and unsupervised algorithms. Despite its adaptability, the framework depends heavily on historical data, requires significant computational resources, and may not fully address the security of physical IoT devices.

Wenhua et al. [3] investigated blockchain technology in healthcare, emphasizing its role in providing immutability, traceability, and data integrity through decentralized ledger systems. This study analyzed consensus algorithms, such as Proof of Work and Proof of Stake, while exploring smart contracts for automated permission management. The key challenges identified include scalability issues, high energy consumption, and limited flexibility for modifying stored data.

Villarreal et al. [4] conducted a comprehensive survey of blockchain-based healthcare management systems, focusing on interoperability and security across institutions. The authors reviewed public, private, and consortium blockchain architectures and proposed strategies for achieving interoperability through standardized data formats and APIs. However, limitations include high deployment costs, limited throughput for large-scale systems, and privacy concerns in public blockchain designs.

Chakraborty et al. [5] proposed an intelligent AI-based cybersecurity system for healthcare leveraging multi-source transfer learning to improve threat detection. The hybrid framework integrates AI models with traditional security protocols and continuously learns from emerging threats. While demonstrating reduced false positives and improved detection rates, it requires substantial computational resources and may face challenges from negative transfer when source domains differ significantly.

III. SYSTEM ANALYSIS

3.1 Proposed System

The proposed Organ Donation Management System is a web-based platform designed to improve and streamline the entire organ donation process by connecting donors, hospitals, and administrators through a centralized system. The system allows individuals to register as organ donors by providing personal and medical details, which are securely stored within a unified database and verified by authorized healthcare personnel to ensure their accuracy and currency.

One of its key features is the ability to provide quick and easy access to donor data. Hospitals and medical staff can search for suitable donors based on specific criteria, such as organ type and location, significantly reducing the time required to identify matching donors during critical situations. The system enhances coordination among hospitals, doctors, and administrators by providing a common platform for communication and data-sharing.

To protect sensitive information, robust authentication mechanisms restrict access to authorized users. Blockchain technology is integrated to provide secure, decentralized, tamper-proof data storage, ensuring transparency and preventing unauthorized changes. By automating data entry and validation, the system reduces human errors, minimizes duplication, and ensures that donor records are regularly updated, providing reliable real-time information for healthcare providers.

The key advantages of the proposed system are as follows:

- Enables a quick and easy search for organ donors based on organ type and location, saving critical time during emergencies.
- Secure authentication mechanisms ensure that only authorized users can access and manage sensitive data.
- Blockchain technology provides tamper-proof and highly secure storage of donor and organ-related information.
- Reduces manual workload and minimizes errors by maintaining all records digitally in a centralized system.
- Improves efficiency, transparency, and coordination among stakeholders, increasing the chances of successful and timely organ transplantation.

3.2 Proposed Architecture Diagram

The proposed architecture is designed as a multilayered web-based structure that ensures efficient data flow, security, and centralized control. At the front-end layer,

users such as donors, hospitals, and administrators interact through a user-friendly

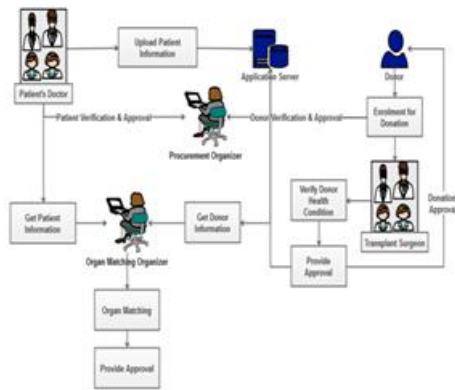


Fig. 1: Proposed Architecture Diagram

interface to perform operations such as registration, login, data entry, and donor search. Requests are processed by the application layer, which contains the core logic for authentication, donor verification, data processing, and coordination between modules. The admin module manages all system activities, whereas the hospital and user modules handle donor registration and data access.

3.3 Proposed Block Diagram

The proposed block diagram illustrates the interactions between the main functional components of the system. The primary entities include the User (Donor), Hospital, and Admin, all of whom interact through a web-based interface. The user block handles donor registration and updates donation preferences. The hospital block accesses the system to search for suitable donors and manages the hospital-related information. The admin block acts as the central control unit, verifying the user and hospital data, monitoring system activities, and generating reports. All data flow through the application server to a secure blockchain-backed database.

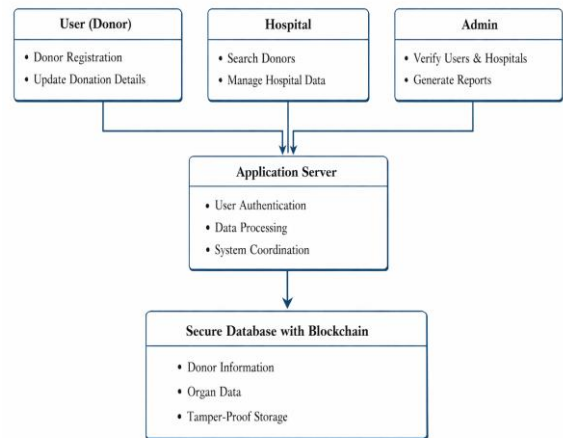


Fig. 2: Proposed Block Diagram

IV. SYSTEM REQUIREMENTS

4.1 Hardware Specifications

- Processor: Dual Core Processor — 2.60 GHz
- RAM: 4 GB
- Hard Disk: 320 GB
- Compact Disk: 650 MB
- Keyboard: Standard Keyboard
- Monitor: 15-inch Color Monitor

4.2 Software Specifications

- Operating System: Windows OS
- Front End: HTML, CSS, JavaScript
- Back End: Python (Flask Framework)
- Database: MySQL Server
- IDE: PyCharm / Python 2.7 IDLE

4.3 Software Description

HTML (HyperText Markup Language) is the standard markup language for creating the structure and content of web pages, defining elements such as headings, paragraphs, images, links, tables, and forms. Modern HTML5 introduces semantic elements that improve readability, accessibility, and search engine optimization while integrating seamlessly with CSS and JavaScript for interactive, visually appealing web applications.

Cascading Style Sheets (CSS) control the presentation and layout of HTML elements by separating content from design, ensuring consistency across web pages. Modern features, including Flexbox, Grid, and media queries, enable responsive designs that automatically adapt to different

screen sizes and devices, enhancing usability and overall user experience.

JavaScript adds interactivity and dynamic behavior to web pages, enabling real-time user interaction, data validation, animations, and content updates without the need to reload the page. It supports asynchronous programming through AJAX and Fetch API and is widely used with frameworks such as React, Angular, and Vue.js to build complex single-page applications with client-side validation.

Python was used as the back-end programming language, providing a high-level interpreted environment that emphasizes code readability and modularity. Its extensive standard library, dynamic type system, and support for multiple programming paradigms make it well-suited for rapid web application development using the Flask framework for the server-side logic and routing.

MySQL is the world's most widely used open-source relational database management system, which provides multi-user access through a server-based architecture. It supports SQL for data definition, manipulation, and retrieval, and offers robust performance and ease of integration with Python-based web applications. The MySQL Workbench provides a graphical environment for database design and administration.

V. SYSTEM IMPLEMENTATION

5.1 UML Diagrams

Unified Modeling Language (UML) diagrams provide standardized visual representations for modeling the design and structure of software systems. They are categorized into structural diagrams, which describe static aspects, such as class and component diagrams, and behavioral diagrams, which illustrate dynamic aspects, such as sequence, use case, and activity diagrams. These diagrams serve as blueprints for software construction, documentation, and maintenance throughout the development life cycle.

5.2 Use Case Diagram

The use case diagram represents user interactions with the system, showing the relationships between actors and the various use cases in which they are involved. The primary actors in this system are the Hospital, Donor, Procurement Organizer, Transplant Surgeon, and Organ Matching Organizer. Each actor interacts with specific system functionalities, such as registration, login, donor verification, health condition checks, and donation approvals.

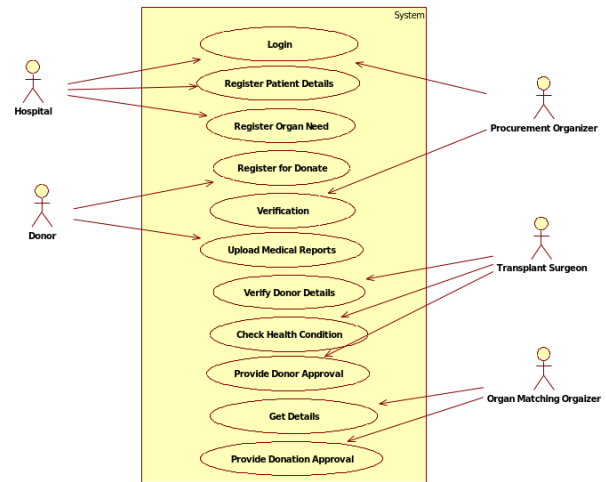


Fig. 3: Use Case Diagram

5.3 Class Diagram

The class diagram describes the structure of the system by showing its classes, attributes, operations, and relationships. The main classes include hospitals, donors, procurement organizers, transplant surgeons, and organ matching organizers. The Hospital and Donor classes manage patient and organ details, respectively, while the Transplant Surgeon and Organ Matching Organizer classes handle verification, approval workflows, and donor-recipient coordination.

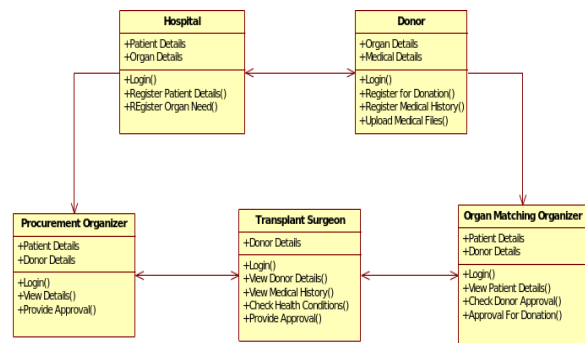


Fig. 4: Class Diagram

5.4 Sequence Diagram

The sequence diagram illustrates object interactions arranged in a time sequence, depicting the classes involved in the scenario and the messages exchanged between them to carry out system functionalities. For the organ donation workflow, the sequence begins with the hospital logging in and registering patient details, followed by the donor registering for organ donation. The Procurement Organizer provides initial approvals, after which the Transplant Surgeon verifies the donor's health conditions and provides final approval. The Organ Matching Organizer then performs the final patient approval check and confirms organ donation.

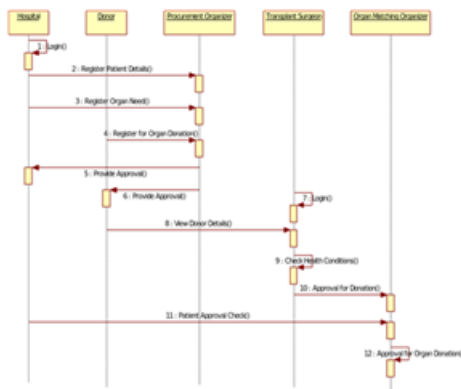


Fig. 5: Sequence Diagram

5.5 Activity Diagram

The activity diagram displays the flow of control through various activities within the system, illustrating sequential, branched, and concurrent process flows of the system. It depicts how the control moves from one operation to another, handling different types of flows using distinct elements. The diagram captures the complete lifecycle of donor registration and approval activity, from initial login through data submission, verification by authorized personnel, and final system confirmation.



Fig. 6: Activity Diagram

5.6 Data Flow Diagram

A Data Flow Diagram (DFD) tracks processes and their data paths within the system boundary, defining each domain and illustrating the logical movement and transformation of data. The Level 0 DFD depicts the overall system context with external entities (Donors, Hospitals, and Admins) interacting with the central system. Level 1 breaks down the main processes into User Registration, Authentication, Donor Search, and Report Generation. Level 2 further decomposes each process, illustrating how data flow

between sub-processes and data stores, such as the donor table, registration table, and personal information table.

VI. MODULE DESCRIPTION

6.1 Admin Module

The Admin Module serves as the central control unit of the system, managing and monitoring the overall platform functionality. Through a secure login process, the administrator gains access to system controls restricted to authorized personnel. The admin verifies donor registrations by checking personal and medical details, monitoring registered hospitals, managing user and hospital data, and generating reports related to organ availability and donor statistics. All data managed by the administrator are securely stored using blockchain technology, ensuring tamper-proof records and smooth communication between all system modules.

6.2 Hospital Module

The Hospital Module enables healthcare institutions to actively participate in the organ donation process. Hospitals register by providing essential details and, once verified, can securely log in using their authentication credentials. This module allows hospitals to maintain and update their profiles, including infrastructure details, available facilities, and specialization areas. A key functionality is the ability to search and view verified donor information based on organ type and location, significantly reducing the time required in emergency situations. All donor-related data accessed by hospitals are secured through blockchain technology, guaranteeing data integrity and preventing unauthorized modifications.

6.3 User (Donor) Module

The User Module is designed for individuals willing to register as organ donors. It provides a simple, user-friendly interface for creating an account with personal details, medical history, and contact information of the user. Once registered, the user's data were verified to ensure authenticity and eligibility. Users can log in to manage their profiles, specify which organs they are willing to donate, and upload relevant medical documents to support eligibility. A notification feature informs family members about the donor's registration and provides important updates. All donor-related data are stored using blockchain technology, ensuring security, tamper-proofing, and reliability throughout the data lifecycle.

VII. VERIFICATION AND VALIDATION

7.1 Verification

Verification ensures that the system is built correctly according to its specified requirements and design, and checks whether each component functions as intended during the development phase. This process involves reviewing the design, code, database structure, and individual modules. Code reviews, unit testing, and integration testing were performed to validate the individual components independently and confirm that the different modules interacted correctly. Special attention is given to secure authentication and blockchain integration to ensure data protection and tamper-resistance. Error-handling mechanisms were also tested to confirm that the system responded appropriately to unexpected inputs or failures.

7.2 Validation

Validation evaluates the complete system to ensure that it meets the actual user requirements and performs effectively in real-world scenarios. The system was tested by simulating real-world operations, such as donor registration, searching for donors based on organ type and location, and managing hospital data. User feedback was collected to identify improvements, and security features, including authentication and blockchain-based data storage, were validated to confirm effectiveness. Performance testing evaluates the system behavior under various load conditions, confirming its reliability and scalability, and that the system successfully achieves its goal of improving the organ donation process.

VIII. CONCLUSION AND FUTURE ENHANCEMENT

8.1 Conclusion

The Blockchain-Enabled Organ Donation Management System presents an efficient and reliable solution for addressing the challenges associated with traditional organ donation processes. By introducing a web-based platform, the system successfully eliminates the limitations of manual and paper-based methods, ensuring faster access to donor information and improved coordination among healthcare providers. The centralized database allows administrators, hospitals, and donors to interact seamlessly, enabling real-time data management and reducing delays in critical situations.

The implementation of secure authentication mechanisms and the integration of blockchain technology collectively ensure data integrity, transparency, and security.

Donor and organ-related information is stored in a tamper-proof and transparent manner, preventing unauthorized modifications and ensuring the authenticity of records. Overall, the proposed system offers a scalable, secure, and user-friendly solution that significantly improves the efficiency of organ donation management, ultimately contributing to saving more lives.

8.2 Future Enhancement

Several future enhancements can further improve the system's functionality and impact. The development of a mobile application would allow donors, hospitals, and administrators to access and manage information on the go, with push notifications and real-time alerts for urgent donor availability. The integration of advanced analytics and artificial intelligence would enable machine learning algorithms to analyze historical data, predict organ demand, optimize donor-recipient matching, and improve resource allocation across hospitals.

An interactive donor awareness module providing educational information about organ donation could encourage wider participation and address common misconceptions. Enhanced security features such as multi-factor authentication and advanced encryption mechanisms can further strengthen protection against cyber threats. Additionally, integration with national and international organ donation databases can expand the system's reach, increasing the chances of timely matches across regions and ultimately saving more lives.

REFERENCES

- [1] Almalawi, A., et al., "Managing Security of Healthcare Data for a Modern Healthcare System," *Sensors*, vol. 23, no. 7, p. 3612, 2023.
- [2] Sundas, A., et al., "HealthGuard: An IntelligentHealthcare System Security Framework Based on Machine Learning," *Sustainability*, vol. 14, no. 19, p. 11934, 2022.
- [3] Wenhua, Z., et al., "Blockchain Technology: Security Issues, Healthcare Applications, Challenges and Future Trends," *Electronics*, vol. 12, no. 3, p. 546, 2023.
- [4] Villarreal, E. R. D., et al., "Blockchain for Healthcare Management Systems: A Survey on Interoperability and Security," *IEEE Access*, vol. 11, pp. 5629–5652, 2023.
- [5] Chakraborty, C., et al., "Intelligent AI-Based Healthcare Cyber Security System Using Multi-Source Transfer Learning Method," *ACM Transactions on Sensor Networks*, 2023.

- [6] Ibragimova, M. K., et al., "Organ-Specificity of Breast Cancer Metastasis," *International Journal of Molecular Sciences*, vol. 24, no. 21, p. 15625, 2023.
- [7] Shadnoush, M., et al., "Trends in Organ Donation and Transplantation Over the Past Eighteen Years in Iran," *Clinical Transplantation*, vol. 37, no. 2, p. e14889, 2023.
- [8] Martínez-López, M. V., et al., "Mapping Trust Relationships in Organ Donation and Transplantation: A Conceptual Model," *BMC Medical Ethics*, vol. 24, no. 1, p. 93, 2023.
- [9] Sarmah, H., et al., "Towards Human Organ Generation Using Interspecies Blastocyst Complementation: Challenges and Perspectives for Therapy," *Frontiers in Cell and Developmental Biology*, vol. 11, p. 1070560, 2023.
- [10] Pearson, M. M., et al., "Organ Agar Serves as Physiologically Relevant Alternative for In Vivo Bacterial Colonization," *Infection and Immunity*, vol. 91, no. 11, p. e00355-23, 2023.