

Identifying Credit Card Frauds Employing Deep Learning

Bhagya Shree¹, Prof. Siddharth Jain²

^{1,2}Dept of CSE

^{1,2} MIST, Indore, India

Abstract- With increased internet usage, online transactions have been on the rise. One of the most prevalent problems faced is credit cards frauds. While web applications and mailing services are heavily spammed, the upsurge of handheld mobile devices has led to an outburst of heavy mobile credit card spamming. The matter is more severe in mobile devices due to lesser sophisticated filtering mechanisms in built in mobile operating systems. Recent advancements in electronic commerce and communication systems have significantly increased the use of credit cards for both online and regular transactions. However, there has been a steady rise in fraudulent credit card transactions, costing financial companies huge losses every year. The development of effective fraud detection algorithms is vital in minimizing these losses, but it is challenging because most credit card datasets are highly imbalanced. This work proposes a supervised machine learning algorithm to be trained to detect credit card frauds based on the BayesNet with penalty based regularization. It is shown that the proposed approach attains higher classification accuracy compared to existing work.

Keywords: Credit Card Fraud Detection, Machine Learning, Feature Selection, Imbalanced Datasets, Probabilistic Classifier, Classification Accuracy

I. INTRODUCTION

With increasing digitization, card usage has resulted in a continuous rise in fraudulent transactions. Rule-based filters operate based on predetermined rules, making them less suitable for some situations. The increasing prevalence of digital transactions and online commerce has provided convenience to consumers globally in recent years. Nevertheless, this technological revolution has also led to the emergence of advanced types of deception, especially in the domain of credit card transactions. Scammers always develop new strategies to avoid being detected by conventional approaches. Financial institutions face a significant problem in detecting fraudulent actions in real-time. Deep learning, a subfield of artificial intelligence, has emerged as a highly promising method for addressing the intricacies of credit card fraud detection. By utilizing sophisticated neural network structures, deep learning models possess the ability to analyze

extensive volumes of transaction data, detect complex patterns, and accurately identify fraudulent behaviors.

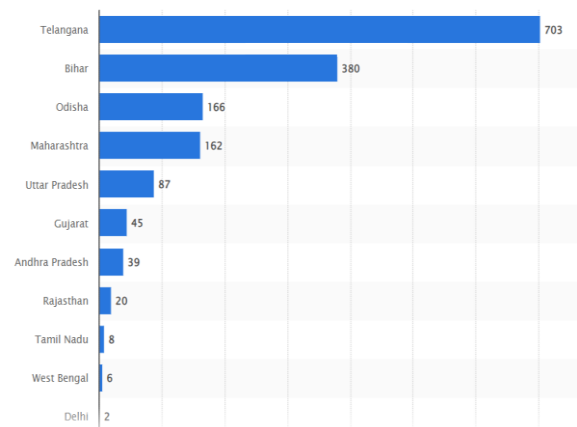


Fig.1 Credit Card Frauds in India (State Wise)

(Source: Statista)

<https://www.statista.com/statistics/1097927/india-number-of-credit-debit-card-fraud-incidents-by-leading-state/>

Machine learning (ML) algorithms have the ability to analyze vast amounts of transaction data in real time, identifying patterns and anomalies that may indicate fraudulent activity. Unlike rule-based systems, which rely on predefined criteria, ML models can learn from historical data and adapt to new types of fraud as they emerge. This dynamic learning capability enhances the accuracy and effectiveness of fraud detection systems, reducing false positives and enabling quicker responses to potential threats.

II. MACHINE LEARNING MODELS FOR IDENTIFYING CREDIT CARD FRAUDS

Various machine learning algorithms are employed to detect credit card fraud, each with its unique strengths. Supervised learning algorithms, such as decision trees and support vector machines, are trained on labeled datasets where examples of both fraudulent and non-fraudulent transactions are provided. This training enables the models to classify new transactions with a high degree of accuracy. On the other hand, unsupervised learning algorithms, like clustering and anomaly detection methods, do not require labeled data and

can identify outliers in transaction data that may represent fraud. These algorithms are particularly useful for detecting novel fraud patterns that have not been previously encountered.

Decision trees: Decision trees are commonly used for fraud detection since they are straightforward and easy to understand. They operate by partitioning the dataset into subsets according to the input feature values, resulting in a hierarchical structure of decision nodes. Every node in the representation reflects a specific feature, each branch represents a decision rule, and each leaf represents an outcome. Decision trees possess the capability to process both numerical and categorical input, rendering them adaptable and comprehensible.

Random Forests: Random forests use the idea of decision trees by employing a collection of numerous trees to enhance accuracy and resilience. The construction of each tree in a random forest involves using a random subset of the data, which helps to reduce overfitting and improve prediction performance. Random forests excel at detecting intricate fraud patterns in extensive datasets, providing exceptional accuracy and robustness against interference.

Logistic regression: Logistic regression is a statistical model that is specifically designed for binary classification tasks, allowing it to effectively differentiate between fraudulent and non-fraudulent transactions. The logistic function is used to evaluate the probability of a given input belonging to a specific class. Logistic regression is renowned for its simplicity, efficiency, and interpretability. It is particularly useful in cases where the relationships between features may be approximated as linear.

Support Vector Machines (SVM): Support vector machines (SVM) are robust classifiers that identify the most effective hyperplane for distinguishing between various classes in a space with many dimensions. Support Vector Machines (SVMs) are highly efficient in dealing with data that has a large number of dimensions. They are particularly valuable when the classes cannot be separated by a straight line, as they can employ kernel functions to transform inputs into spaces with even more dimensions. The capacity of SVMs to detect fraud makes them a highly advantageous option.

Artificial neural networks: Neural networks, particularly deep learning models, have become popular due to their capacity to acquire intricate patterns from extensive datasets. Neural networks are capable of representing complex connections between characteristics in fraud detection,

enabling them to detect tiny deviations that are indicative of fraudulent activity. Convolutional neural networks (CNNs) and recurrent neural networks (RNNs) are utilized depending on the characteristics of the input and the specific demands of the task.

K-Nearest Neighbors (KNN): The K-nearest neighbors (KNN) technique is an instance-based learning method utilized for categorization. It identifies the 'k' most comparable transactions (neighbors) to a particular transaction. The class that has the highest number of occurrences among the neighbors is allocated to the new transaction. KNN is characterized by its simplicity and intuitiveness, yet it may incur high computing costs when dealing with extensive datasets. However, it is still efficient for smaller datasets and can yield rapid, easily understandable outcomes.

Despite the benefits, implementing machine learning for fraud detection comes with challenges. One major issue is the imbalance in datasets, where fraudulent transactions are significantly outnumbered by legitimate ones. This imbalance can skew the model's performance, making it less effective at identifying fraud. Techniques such as oversampling, undersampling, and synthetic data generation are often employed to address this issue. Additionally, ensuring the privacy and security of transaction data is paramount, as any breaches could have severe consequences for both consumers and financial institutions.

III. EXISTING CHALLENGES OF CLASS IMBALANCE

Class imbalance in the context of credit card fraud detection using deep learning refers to the unequal distribution of fraudulent and non-fraudulent transactions in the dataset. In most real-world scenarios, fraudulent transactions constitute only a tiny fraction of the overall transaction volume, while the majority of transactions are legitimate. This imbalance can pose challenges for machine learning models because they tend to be biased towards the majority class, leading to poor performance in identifying the minority class (fraudulent transactions). The imbalanced nature of the dataset can cause the model to prioritize accuracy at the expense of effectively detecting fraudulent transactions. As a result, the model may tend to classify most transactions as non-fraudulent, achieving high accuracy due to the dominance of the majority class but failing to detect fraudulent activities adequately.

Imbalanced Datasets

Imbalanced datasets pose significant challenges in credit card fraud detection, where the number of legitimate transactions far outweighs the instances of fraud. This imbalance can lead to biased models and hinder the effectiveness of fraud detection systems. Here are several challenges associated with imbalanced datasets in credit card fraud detection:

Limited Representation of Fraudulent Cases:

Imbalanced datasets often result in a scarcity of fraudulent transactions for model training. This limited representation makes it challenging for the algorithm to learn the patterns and characteristics of fraudulent activities, leading to a less accurate and robust model.

Biased Model Performance:

Traditional machine learning algorithms are biased towards the majority class, in this case, non-fraudulent transactions. As a result, the model may prioritize accuracy on the majority class while neglecting the minority class (fraudulent transactions). This bias can lead to poor fraud detection performance.

High False Negative Rates:

Imbalanced datasets can contribute to a higher rate of false negatives, where fraudulent transactions are incorrectly classified as non-fraudulent.

Dynamic Nature of Fraud Patterns:

Fraudulent activities evolve over time, and imbalanced datasets may not capture the latest patterns. As fraudsters adapt their tactics, models trained on imbalanced historical data may struggle to generalize to emerging fraud patterns.

Class Imbalance Mitigation

Addressing class imbalance is crucial in credit card fraud detection to ensure that the model can effectively identify fraudulent transactions while minimizing false positives. Various techniques can be employed to mitigate class imbalance, including:

1. Resampling methods: This involves either oversampling the minority class (fraudulent transactions) to balance the class distribution or under sampling the majority class (non-fraudulent transactions) to reduce its dominance.

2. Algorithmic approaches: Some algorithms, such as ensemble methods like Random Forest or boosting algorithms like XGBoost, inherently handle class imbalance by adjusting the training process to give more weight to the minority class.
3. Cost-sensitive learning: Assigning different misclassification costs to different classes during model training to penalize misclassifying fraudulent transactions more severely can help mitigate class imbalance.
4. Synthetic data generation: Generating synthetic samples for the minority class using techniques like SMOTE (Synthetic Minority Over-sampling Technique) can help balance the class distribution and improve model performance.

By addressing class imbalance effectively, deep learning models for credit card fraud detection can achieve better sensitivity and specificity, thereby enhancing their ability to accurately detect fraudulent transactions while minimizing false alarms.

IV. PROPOSED ALGORITHM

This work proposes the BayesNet with penalty based regularization, to update weights more effectively compared to the conventional Naïve Bayes. The gradient is considered as the objective function to be reduced in each iteration. A probabilistic classification using the Bayes theorem of conditional probability is given by:

$$P\left(\frac{H}{X}\right) = \frac{P\left(\frac{X}{H}\right)P(H)}{P(X)} \quad (1)$$

Here,

Posterior Probability [P (H/X)] is the probability of occurrence of event H when X has already occurred

Prior Probability [P (H)] is the individual probability of event H

X is termed as the tuple and H is is termed as the hypothesis.

Here, [P (H/X)] denotes the probability of occurrence of event X when H has already occurred.

Each node is associated with a conditional probability distribution that quantifies the effect of its parents in the graph. Bayes Nets provide a structured way to model joint probability distributions, allowing for efficient inference and learning. They are particularly useful in domains where relationships among variables are complex and uncertain, such as medical diagnosis, risk assessment, and machine learning.

The probability function can be computed using equation 24.

$$P\left(\frac{X}{X_i, k_1, k_2, M}\right) = \frac{P\left(\frac{X_i}{X, k_2, M}\right)P\left(\frac{X_i}{k_1, M}\right)}{P\left(\frac{X}{k_1, k_2, M}\right)} \quad (2)$$

Here,

P denotes probability

X_i denotes the set of weight and bias

X denotes the training data set

M denotes the network architecture in terms of the hidden layers and neurons

k_1 and k_2 are the regularization parameters for the network

Incorporating prior distributions over the parameters or network structures, guiding the learning process towards more plausible models. Priors can reflect domain knowledge or be designed to favor simpler models, thereby enhancing generalization.

Generally, the term $\rho = \frac{k_1}{k_2}$ is called the regularization ratio. The regularization parameter is adopted in this case to limit the variations in the weights by introducing a penalty factor to the learning algorithm’s cost function or objective function J . The regularization is different from early stopping or convergence in the sense that the earlier truncates the iterations prior to convergence to a minimum value of J whereas the latter tries to restrict the values of weights and number of parameters by modifying the cost function. Thus, regularization allows a much steeper decrease in the cost function and eventually lesser values as compared to early stopping. This significantly helps to reduce the time complexity of the algorithm.

Algorithm:

The training algorithm adopted in this work is given by:

Step.1: Initialize weights (W) randomly.

Step.2: Fix the maximum number of iterations (n) and compute $\rho = \frac{k_1}{k_2}$

Step.3: Update weights using gradient descent with an aim to minimize the objective function J given by:

$$J = \frac{1}{m} \sum_{i=1}^m (v_i - v'_i)^2 \quad (3)$$

Step.4: Compute the Jacobian Matrix J given by:

$$J = \begin{bmatrix} \frac{\partial^2 e_1}{\partial w_1^2} & \dots & \frac{\partial^2 e_1}{\partial w_m^2} \\ \vdots & \ddots & \vdots \\ \frac{\partial^2 e_n}{\partial w_1^2} & \dots & \frac{\partial^2 e_n}{\partial w_m^2} \end{bmatrix} \quad (4)$$

Here,

The error for iteration ‘ i ’ designated by e_i is computed as:

$$e_i = (y_i - y'_i) \quad (5)$$

Here

y_i is the actual value

y'_i is the predicted value

Step.5: Iterate steps (1-4) till the cost function J stabilizes or the maximum number of iterations set in step 2 are reached, whichever occurs earlier.

Regularization enhances the robustness and generalizability of Bayesian Networks by preventing overfitting. By constraining the model complexity, regularization techniques ensure that the learned network captures the essential dependencies among variables without being influenced by noise. This leads to improved predictive performance on new data and more reliable inferences. Additionally, regularization facilitates the interpretation of the network by avoiding unnecessarily complex structures, making it easier to understand and communicate the relationships among variables.

Bayes Nets offer several advantages in the context of credit card fraud detection. Firstly, they provide a structured way to combine various sources of information, such as transaction history, user behavior, and contextual data. This holistic approach enables the detection of subtle fraud patterns that might be missed by simpler models. Secondly, Bayes Nets can handle missing data effectively, which is common in real-world scenarios. They can also update their predictions in real-time as new data becomes available, making them highly adaptive to evolving fraud tactics.

Overlapping features values with fuzzy boundaries can not be classified accurately based on hard boundary conditions. Hence the Bayes Net is applied. The final classification accuracy is computed as:

$$Ac = \frac{TP+TN}{TP+TN+FP+FN} \quad (6)$$

Here.

TP represents true positive

TN represents true negative

FP represents false positive

FN represents false negative

V. RESULTS

This section presents the experimental results. The dataset is extracted from Kaggle (https://www.kaggle.com/datasets/nelgriyewithanacredit-card-fraud-detection-dataset-2023)

The dataset obtained for the prototype ML model using the Deep BayesNet has the following attributes:

This dataset contains credit card transactions made by European cardholders in the year 2023.

It comprises over 550,000 records, and the data has been anonymized to protect the cardholders' identities. The primary objective of this dataset is to facilitate the development of fraud detection algorithms and models to identify potentially fraudulent transactions.

id: Unique identifier for each transaction

V1-V28: Anonymized features representing various transaction attributes (e.g., time, location, etc.)

Amount: The transaction amount

Class: Binary label indicating whether the transaction is fraudulent (1) or not (0) (target).

Fig.2 Raw Credit Card Fraud Dataset

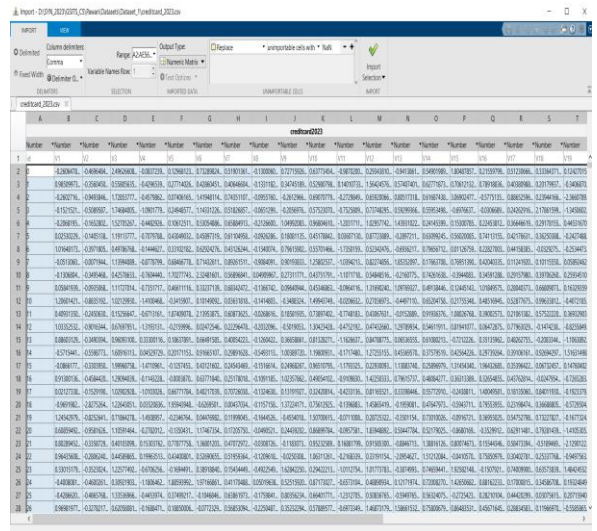


Fig.3 Importing raw data to MATLAB workspace

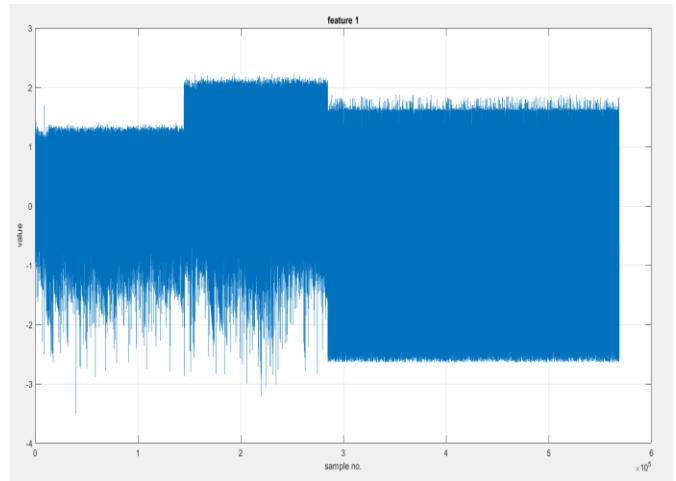


Fig.4 Variation in Feature 1 of raw dataset

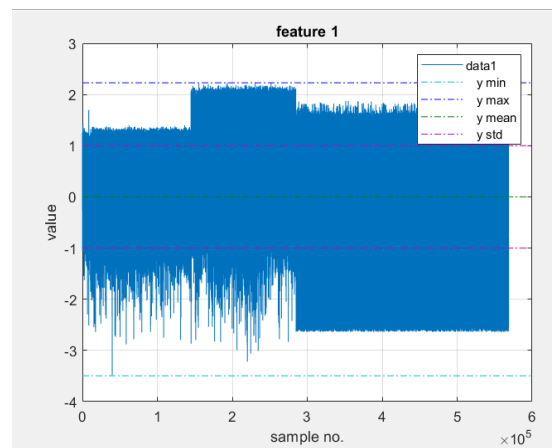


Fig.5 Statistical features of Feature 1

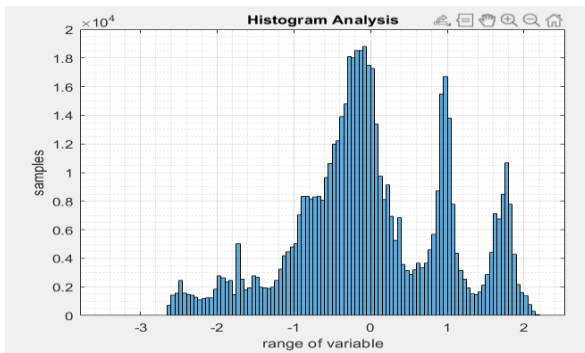


Fig.6 Histogram Analysis for Feature 1

Table 1. Statistical Features of Data

S.No.	Parameter	Value
1	Minimum	-3.496
2	Maximum	2.229
3	Mean	1.885×10^{-15}
4	Standard Deviation	1

Table 1 depicts the statistical values of feature 1.

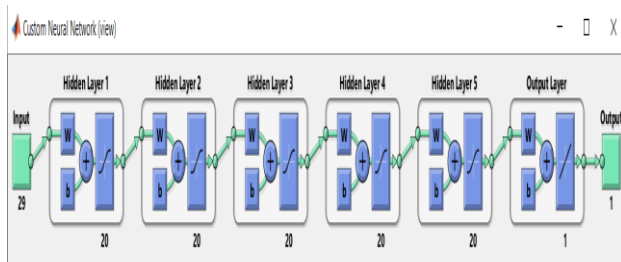


Fig.7 Network Visualization

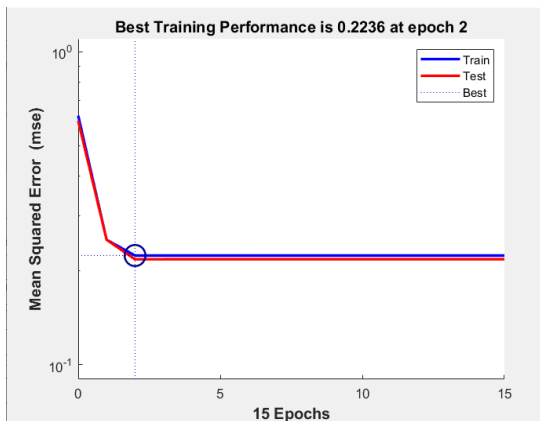


Fig.8 MSE to Convergence

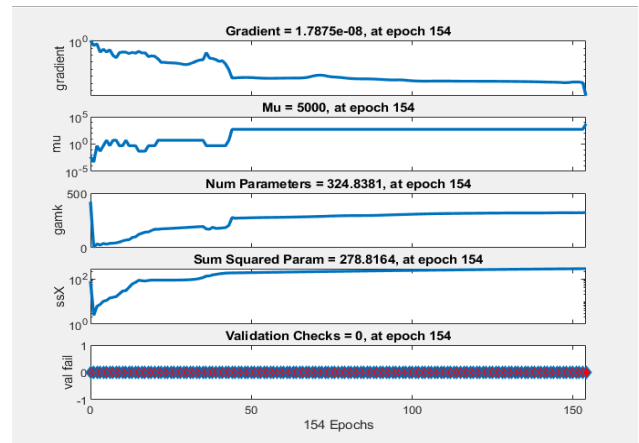


Fig.9 Training States

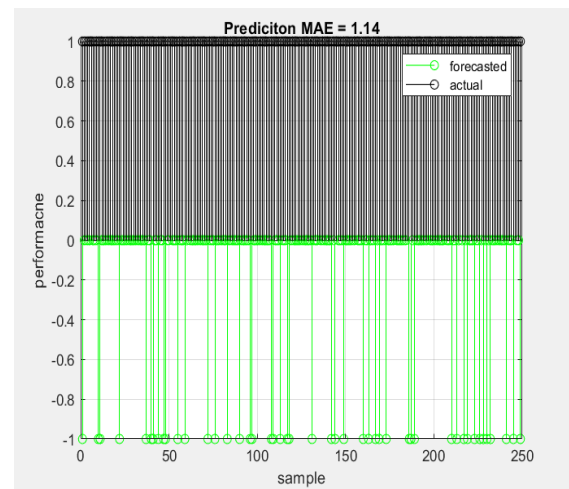


Fig.10MAE obtained.

It can be observed that the proposed work attains an MSE of 0.22 and MAE of 1.14 at convergence which depicts the accurate classification capability of the proposed work.

Table 2 Results

S.No	Parameter	Value
1	Dataset	httpswww.kaggle.com/datasets/nelgiriye/hanacredit-card-fraud-detection-dataset-2023
2	Model	Deep Neural Network
3	Algorithm	Bayesian Regularization
4	MSE at convergence	0.224
5	MAE at convergence	1.14
6	Hidden Layers	5

7	Neurons in each layer	20
8	Variables(features)	29

The approach attains higher classification accuracy compared to baseline approaches [1].

VI. CONCLUSION

With increasing number of online financial transactions and associated frauds, it is imperative to identify frauds accurately. Bayesian Networks offer a robust and flexible approach to credit card fraud detection, capable of modeling complex dependencies and handling uncertainty. Their ability to integrate various data sources and adapt to new information makes them a valuable tool for financial institutions. Despite the challenges in their implementation, the benefits of using Bayes Nets for fraud detection are significant, providing enhanced security and reliability for financial transactions. The proposed Bayes approach with penalty based regularization renders high classification accuracy for the European Credit card dataset.

REFERENCES

- [1] [1] Y. Wang, "A Data Balancing and Ensemble Learning Approach for Credit Card Fraud Detection," IEEE Transactions on Dependable And Secure Computing, vol. 3, no. 4, 2025, pp. 386-390
- [2] [2] J. Wang, J. Liu, W. Zheng and Y. Ge, "Temporal Heterogeneous Graph Contrastive Learning for Fraud Detection in Credit Card Transactions," in IEEE Access, 2024, vol. 13, pp. 145754-145771
- [3] [3] E. Esenogho, I. D. Mienye, T. G. Swart, K. Aruleba and G. Obaido, "A Neural Network Ensemble With Feature Engineering for Improved Credit Card Fraud Detection," in IEEE Access, vol. 10, pp. 16400-16407, 2023
- [4] [4] KS Adewole, NB Anuar, A Kamsin, "SMSAD: a framework for spam message and spam account detection", Journal of Multimedia Tools and Applications, Springer 2022, vol. 78, pp. 78, 3925–3960.
- [5] [5] AliaksandrBarushka, Petr Hajek, "Spam filtering using integrated distribution-based balancing approach and regularized deep neural networks", Springer 2020
- [6] [6] SurendraSedhai, Aixin Sun, "Semi-Supervised Spam Detection in Twitter Stream", IEEE 2019
- [7] [7] Chao Chen, Yu Wang, Jun Zhang, Yang Xiang, Wanlei Zhou, Geyong Min, "Statistical Features-Based Real-Time Detection of Drifted Twitter Spam", IEEE 2018
- [8] [8] Nida Mirza, BalkrishnaPatil ,Tabinda Mirza ,Rajesh Auti, "Evaluating efficiency of classifier for email spam detector using hybrid feature selection approaches",IEEE 2017
- [9] [9] HammadAfzal ,KashifMehmood, "Spam filtering of bi-lingual tweets using machine learning",IEEE 2016
- [10][10] HailuXu ,Weiqing Sun ,Ahmad Javaid," Efficient spam detection across Online Social Networks", IEEE 2016
- [11][11] Nadir Omer FadlElssied,Othman Ibrahim ,Ahmed Hamza Osman," Enhancement of spam detection mechanism based on hybrid kkkk-mean clustering and support vector machine",SPRINGER 2015
- [12][12] Tarjani Vyas , PayalPrajapati , SomilGadhwal," A survey and evaluation of supervised machine learning techniques for spam e-mail filtering",IEEE 2015
- [13][13] NishthaJatana ,Kapil Sharma," Bayesian spam classification: Time efficient radix encoded fragmented database approach", IEEE 2014
- [14][14] KamalanathanKandasamy ,PreethiKoroth," An integrated approach to spam classification on Twitter using URL analysis, natural language processing and machine learning techniques", IEEE 2014
- [15][15] NavneelPrasad ,Rajeshni Singh ,Sunil Pranit Lal," Comparison of Back Propagation and Resilient Propagation Algorithm for Spam Classification",IEEE 2013
- [16][16] WojciechIndykEmail author, Tomasz Kajdanowicz, PrzemyslawKazienko,SlawomirPlamowski," Web Spam Detection Using MapReduce Approach to Collective Classification", SPRINGER 2013
- [17][17] AshwinRajadesingan, Anand Mahendran," Comment Spam Classification in Blogs through Comment Analysis and Comment-Blog Post Relationships", Springer 2016.
- [18][18] Lauret, P., Fock, E., Randrianarivonyh, R.N., Manicom-Ramsamy, J.-F. (2008), Bayesian neural network approach to short time load forecasting. Energy Convers. Managagement, vol.49, no.5. pp.1156–1166.
- [19][19] E. Esenogho, I. D. Mienye, T. G. Swart, K. Aruleba and G. Obaido, "A Neural Network Ensemble With Feature Engineering for Improved Credit Card Fraud Detection," in IEEE Access, vol. 10, pp. 16400-16407, 2022