

Design of High Gain Circular with Rectangular E band Slot Antenna for Biomedical Applications Due to Flexibility

M Sushmitha¹, Mrs.X.M.Binisha²

²Assistant Professor

^{1,2}PET ENGINEERING COLLEGE

Abstract- In this paper, a circular with rectangular slot antenna is presented for biomedical applications due to its flexibility. The proposed antenna operates in the Industrial, Medical, and Scientific (ISM) 30 GHz band. This antenna consists of a radiating element with circular and rectangular slots and the ground with cross plus four square slots material FR4 with permittivity, is used for substrate and superstrate. The antenna is achieved by shorting pin and some other techniques. The total volume of the designed antenna is (6.8 X 6.8 X 0.26) mm³. The maximum gain achieved by the simulation of the proposed antenna is 2.51 dB at 30 GHz, The designed antenna has better results than the antennas discussed in the literature in terms of size, gain, and efficiency.

Keywords- Biomedical applications, ISM band, high gain, Compact antenna, Flexible, Return loss

I. INTRODUCTION

From the past few years, biomedical devices are very much in demand from all the other instruments, and the implantable medical devices (IMD's) are on the top of the list. With the help of these devices, the treatment becomes more efficient, fast, and precise. The IMD's also help us to diagnose the disease, the information can be collected through antennas used in the IMD, but apart from this, it is not easy to design miniaturized antenna; the IMDs face many challenges such as miniaturization, gain, and patient safety. We need many techniques to minimize the size of an antenna, e.g., use of shorting pin between the ground surface and radiating surface and by doing several changes in ground and radiating

A novel differentially fed compact dual-band implantable antenna is discussed in [1], for biotelemetry applications. Still, the size of the differentially fed compact antenna is 64².62 mm And, it is large for implantation purposes so that achieved gain is -29.4 dB in [2]. A single fed wide beam width circularly polarized antenna has been proposed for subcutaneous real-time glucose monitoring

applications in [3]. The wide beam width circularly polarized antenna has maximum volume of (8.5 x 8.5 x 1.27) mm³ and having the peak gain of -17 dB with a covered bandwidth of 300 MHz. A miniaturized novel-shape dual-band antenna for implantable applications having a volume of (7x7.2x0.2) mm³ is discussed in [4]. The maximum gain achieved by dual-band antenna is -28.44 dB for 928 MHz and -25.65 dB for 2.45 GHz band. The high gain antenna is designed for biomedical applications for 2.4 GHz ISM band, with -12.98 dB gain and 660 MHz bandwidth in [5], and a wideband implantable antenna has also been discussed in [6] for telemetry applications with 156 MHz bandwidth and -24.9 dB gain. A miniaturized wideband implantable antenna with -12 dB gain and 483 MHz bandwidth is considered for biomedical applications in [7]. A compact wideband antenna having a bandwidth of 420 MHz and a gain of -15 dB is intended in [8] for biotelemetry. The total volume of all the implantable antennas discussed [5] - [8] is 9.8 mm³.

The proposed antenna is novel due to its flexibility, size and bio compatibility, it has a dimension of (6.8x6.8x0.26) mm³, and this proposed antenna operates in the industrial, scientific, and medical band (24.25 GHz TO 30 GHz) GHz, which gives the highest gain of 5.44 dB at 24.25 GHz. The paper is divided into the following sections. Section-I consists of the literature review. In section-II, the antenna design procedure will be discussed. In section-III and section-IV, results and conclusion will be elaborated respectively.

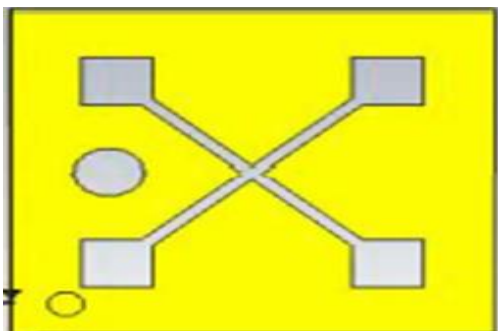
II. ANTENNA DESIGN

Fig 1 shows the side view of stacked four layers, from top to bottom, first and third layers are of dielectric material for superstrate and substrate. The second and fourth layers are of conducting material for radiator and ground, respectively. The dimensions of the proposed antenna with radiator and ground plane are presented in fig 1., the desired bandwidth is achieved by cutting the radiating body in different shapes; moreover, shorting the ground plane with the

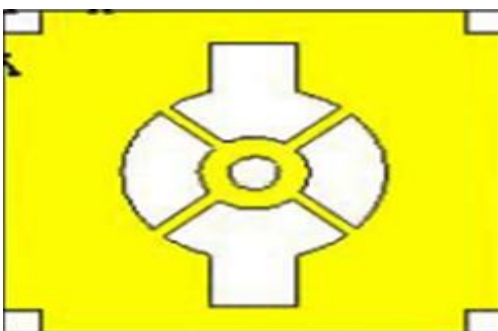
radiating plane is the best technique to achieve high gain, and we use this too.

More techniques are discussed in [5] -for fast and accurate gain in miniaturized antenna. Rogers R03003 with a thickness of 0.13 mm is used as a dielectric in the substrate, as its thickness is minimal, the antenna gives us maximum flexibility. The height width ratio equation is used to design the antenna The above equation shows the height-width ratio, where is the increment of patch length due to the fringing effect, h is the height of a substrate, Er is the relative permittivity of the dielectric material used, and W is the width of the patch/radiator.

This proposed antenna is fed by Soil coaxial feed at the most left comer of the circular slot with a diameter of coaxial cable is 1 mm. The dimensions of the proposed antenna, mentioned in Fig. 2, are given in Table I.



(Fig 1) Front view



(Fig 2) Back view

TABLE 1 ANTENNA PARAMETERS

Parameter	Value(mm)	Parameter	Value(mm)
W1	1	W2	1
W2	0.2	D1	1
W3	1.2	D2	0.5
W4	1.0	D3	0.7
W5	0.2	r1	1.8
W6	0.5	r2	0.75
W7	0.5	r3	1.98

III. PARAMETEIC ANALYZE

In this section, the proposed antenna is discussed by stepwise terminology. In the first step, the antenna is designed for the said ISM band, which has to be more compact than in literature, but in this step, we got the 24 GHZ, which does not lie in our requirement. So, we move to the next step of introducing the shorting pin, which connects the radiator and ground plane directly, and this technique is used for the miniaturization of the antenna., The blue curve has a resonance frequency of 24.5GHz.

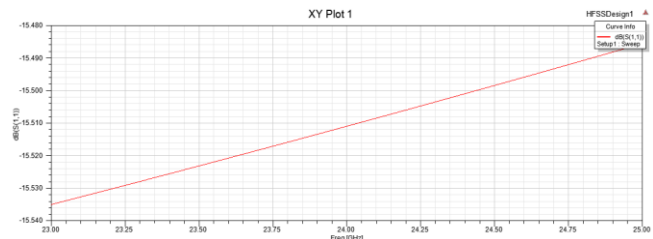


Fig 3 S parameters with resonant frequency 30 GHz

IV. RESULT

This section discusses the results achieved by the proposed design. Different parameters, such as reflection coefficient, far-field radiation pattern at the resonance frequency, gain, and surface current, are discussed. The reflection coefficient given in Fig. 3, which shows a wideband of 488 MHz, also covers the desired bandwidth o 24.25 GHz ISM band. The radiation pattern of this proposed antenna is directional, and it is shown in Fig. 5, and the highest gain achieved by this proposed design, which is -2.51dB at the resonance frequency. gain of the proposed

Shows the fig 4 VSWR curve of the proposed antenna obtained by HFSS simulator. It was observed that the antenna has a VSWR value is 1.4041 at the frequencies is 30 GHz .

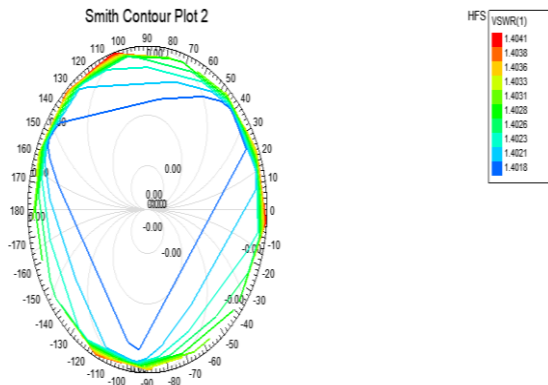


Fig 4 VSWR Smith Chart

Fig .4 shows the gain curve of the proposed antenna obtained by HFSS simulator .It was observed that the antenna has a gain is -2.51db at the frequency of 30GHz.

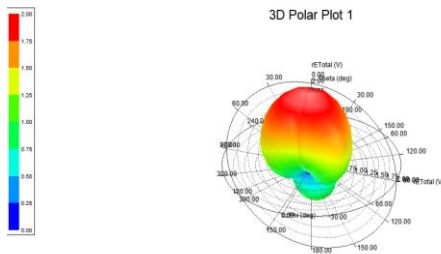


Fig 5. Gain of circular slot in 30 GHz frequencies.

Another fundamental characteristic of the antenna is the surface current of radiating material, surface current of the proposed antenna design is shown in, and the current distribution is more excellent at the right side of the circular slot. This antenna is wideband and covers almost 489 MHz from (24.466 to 30) GHz. This advanced design is suitable in size, bandwidth, and the gain than the antennas discussed in the literature. The comparison of the proposed antenna with previously published antennas is elaborated in Table II, which shows the highest gain than already published antennas. Still, this antenna is operated at a higher frequency than previous work performed at a lower ISM band. The designed purpose of this antenna is to communicate only on the body area network; this will give us the minimum distance as we need for in body to on-body communication with low power and higher data rate

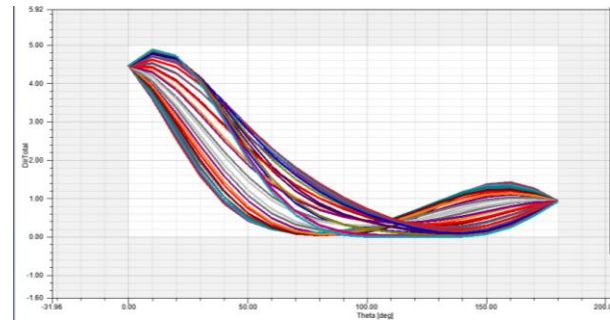


Fig 6 directivity with resonant frequency 30 GHz

V. CONCLUSION

The proposed antenna consists of ground with rectangular slots substrate, and patch with circular, rectangular slots and shorting pin. Cutting slots is used to minimize the size of the antenna for the better placement within and outside the human body. It is obvious that when it insert the antenna within the human body size must be minimized so that there will be no difficulty. At such a small size achieving high gain is a big challenge. This is done by cutting the plane and shorting pin. The total volume of the proposed antenna is (6.8 X 6.8 X 0.26) mm³.The proposed antenna is operating at the ISM band. This antenna is used for implantation in the human body and also in other biomedical applications to monitor human health.

REFERENCES

- [1] F. Faisal, and H. Yoo, "A Miniaturized Novel-Shape Dual-Band Antenna for Implantable Applications," in IEEE Transactions on Antennas and Propagation, vol. 67, no. 2,pp. 774-783, Feb 2019.
- [2] M. Yousaf, N. Abbas, F. Ali, M. M. Iqbal,Y. Amin and A. Akram. "Miniaturized High Gain Antenna for Biomedical Application," 3rd International Col!ference on Future Networks and Distributed Systems (ICFNDS '19), ACM,NewYork,NY, USA, vol. 48,pp. 1-7.
- [3] M. Yousaf, Z. Bashir, Y. Amin, and A. Akram, "A Miniaturized Wideband Implantable Antenna for Telemetry Applications" 1" IEEE International col!ference on electrical, communication and computer engineering (ICECCE-2019), December 2019.
- [4] F. Faisal, and H. Yoo, "A Miniaturized Novel-Shape Dual-Band Antenna for Implantable Applications," in IEEE Transactions on Antennas and Propagation, vol. 67, no. 2,pp. 774-783, Feb 2019.
- [5] M. Yousaf, N. Abbas, F. Ali, M. M. Iqbal,Y. Amin and A. Akram. "Miniaturized High Gain Antenna for Biomedical Application," 3rd International Col!ference on Future Networks and Distributed Systems (ICFNDS '19), ACM,NewYork,NY, USA, vol. 48,pp. 1-7.

- [6] M. Yousaf, Z. Bashir, Y. Amin, and A. Akram, "A Miniaturized Wideband Implantable Antenna for Telemetry Applications" 1" IEEE International conference on electrical, communication and computer engineering (ICECCE-2019), December 2019.
- [7] Z. Bashir, M. Zahid, N. Abbas, M. Yousaf, S. Shoaib, M. A. Asghar, and Y. Amin "A Miniaturized Wide Band Implantable Antenna for Biomedical Application" The 4'h IEEE international conference on UK-China emerging technologies (UCE1), October 2019.
- [8] N. Abbas, B. Manzoor, M.Yousaf, M Zahid,Z. Bashir, A. Akram, and Y. Amin, "A Compact Wide Band Implantable Antenna for Biotelemetry" 2019 Second IEEE International Conference on Latest trends in Electrical Engineering and Computing Technologies (INTELLECT 2019), January 2020.