

Opinion Mining For Radical Content Detection Using Bayesian Regularized Neural Network

Niharika Parate, Prof. Priyanka Prajapati
Alpine Institute of technology

Abstract- *With the emergence of social media as a common platform for communication among different people and communities at large, the chances for malicious usage of social media platforms for malicious activities has also increased manifold. One such malicious activity is spreading radical content over social media platforms due to the ease of sharing among several individuals and groups. The challenging aspect though for social media agencies or security agencies is the screening of humongous amounts of data to detect radical content. With no clear boundary to demarcate radical and non-radical content, the classification problem becomes challenging as the data size increases.[1] The proposed work presents an artificial intelligence based technique for detection of radical content. The proposed approach uses the concept of dictionary learning to train a Bayesian Regularized artificial neural network. The performance evaluation parameters are the number of iterations, absolute time and the accuracy. It has been shown that while the proposed system attains a classification accuracy of 97% compared to 89% of previous work.*

Keywords- Radical Content, Counter-terrorism, social networks, text analysis, Bayesian Regularization, accuracy.

I. INTRODUCTION

With the power of social media invading every domain of life, its use to spread hatred and radical content has also increased [1]. Neither the international anti-terrorist coalition led by the US nor the defense Ministry of Russia officially provides the timing of combating the threat of prohibited in the Russian Federation ISIS [2]-[4]. Such fact that this young organization is highly aggressive and behave provocatively in relation to other Islamist terrorist organizations, adds the significance of prohibited in the Russian Federation ISIS in the Middle East [5].

In order to provide maximum impact on the minds of the Islamic world, including tech-savvy westernized Muslim youth, prohibited in the Russian Federation ISIS has actively used all the possibilities of media technologies and PR [6]-[8]. Modern terrorist organizations weekly, and even daily put in the Internet space professionally shot and orchestrated videos

of public executions, cultural monuments destruction, fighting, interviews with their commanders, the radical preachers and activists, photos of the trophies and killed enemies. “Media Jihad” has firmly won its place in the international information space and became one of the most important activities of terrorists. Financial capability of prohibited in the Russian Federation ISIS allows to actively finance various media projects and to promote them in the network, which ultimately leads to the influx of new fighters, and also help to consolidate the power over its territory.[9]-[14].

Terrorist and radical groups of people use instant messengers and accounts on social networks to publish propaganda messages. Blocking such accounts is one of the most effective methods of countering them [15]-[18]. To do this, analysts need to read and process a huge amount of information. In the Table I we can see the statistic of the messages frequency in different social networks and messengers [19].

It is hardly in today's world to find someone who has not heard about such prohibited in the Russian Federation organization as “the Islamic state of Iraq and the Levant” (ISIL or ISIS), also known as “Islamic state” (IS) [20]. The rapidity of the organization’s development and its actions magnitude, unlike any other existing terrorist organization, using new devices and techniques for ideological and informational activity allow us to say that we deal with a new phenomenon in terrorism, which has managed to take on a qualitatively different level of development [21]-[23].

II. NEED FOR ARTIFICIAL INTELLIGENCE FOR RADICAL CONTENT DETECTION

The amount of data that is churned up in social network sites is staggeringly large which makes it is impossible for humans to scrutinize the amount of data [25]-[27]. To render an insight into the data size and complexity, the frequency analysis of the different social media platforms is given below:

Table.1 Frequency Analysis of Different Social Media Applications [1]

	PerS econd	PerDay	Per Month
Whats.App	636 (thousand)	55 (billion)	1.6 (trillion)
Telegram	175 (thousand)	15 (billion)	450 (trillion)
Facebook	2.5 (thousand)	216 (billion)	6.5 (trillion)
Twitter	5.8 (thousand)	500 (billion)	15 (trillion)
Instagram	1 (thousand)	95 (billion)	2.8 (trillion)

Since the number of messages is enormously large and complex for analysis, hence it is necessary to use artificial intelligence based techniques for analysis of social media data. To practically implement such artificial intelligence based techniques, artificial neural networks are to be designed. Various machine learning methods are most often used for the analysis of texts with radical content. Such a method as the Named Entity Recognition (NER) allows to extract structured information from unstructured or semi- structured documents and is successfully applied to short text messages. Clustering, logistic regression and Dynamic Query Expansion (DQE) are more suitable to predict terrorist acts, riots or protests. The most often methods used to identify radicalism and extremism in real-time mode are K-Nearest Neighbour, Naive Bayes classifier, Support Vector Machine (SVM) with different kernel functions, decision trees and others. However, without a clear boundary among the different classes, there arises a need for a probabilistic classifier. The solution of the thematic analysis problem is complicated by several factors. Disseminated by terrorist groups information is heterogeneous, messages in social networks are quite short, contain slang and coded words, making semantic analysis useless. The difficulty is that the communication on the forums proceeds in different languages, and also, perhaps, in their combinations (the same goes for Internet documents) . Also, a simple search based on keywords or specific phrases would not help to distinguish terrorist sites from such sites as news agencies. In addition, terrorist sites are often disguised as news sites and religious forums. The number of sites is huge, which makes their manual analysis inefficient, therefore, for correct identification of these sites and forums associated with terrorist groups there are required the automatic means for effective selection and filtering.

More difficult problem is to determine the identity of disseminated information to one of the terrorist groups, because terrorist groups may be ideologically close, and use similar vocabulary. Another method of operating prohibited in

the Russian Federation ISIS in social networks is the promotion of specific “hashtags” (special tags using the # sign in order to organize posts by subject or group). Hundreds and thousands of activists repeatedly place the necessary messages with required “hashtags” at a specific time of day. Mass mailing Islamists of messages in social networks leads to dramatic results. So, experts give the following example: during the assault by militants of Mosul was published about 40 thousand tweets in support of prohibited in the Russian Federation ISIS. It was enough to display the top need hashtags (e.g., #ISIS, #AllEyesOnISIS, #Iraqwar) and pictures by manipulating the news agenda. The approach proposed in this paper consists of several consecutive stages. First, one must clear the text from “information noise”, such as links, emoticons, words without any meaning (articles, pronouns, conjunctions, etc.). The next step is fixing typos in the keywords using Levenshtein distance metrics [30].

Then the naive Bayes classifier is trained on the test data. The classifier will allocate two groups of messages: containing the radical content and not containing such content. However, the first group may include a message dedicated to the fight against terrorism and strongly condemns radical views. In order to separate such messages from advocating extremism, it is necessary to perform texts tone analysis.

III. LITERATURE REVIEW

A brief review of existing literature has been cited in this section.

In [1], Kapitonov et al. studied about the malicious messages that the terrorist communities used to share through the use of social media. The messages on propaganda are circulated on these instant messaging handles and the social network. The only method to combat such messages is to block the handles and such spread of messages. To carry this out, the researchers require processing significantly huge amounts of data. In this paper, the authors present a method based on artificial intelligence and machine learning that could automate the classification process of separating the radical content. The only limitation of this approach is that it was more based on the conventional statistical implementation.

In [2], Lopez et al. proposed a unique approach and framework for automated monitoring of radical information in the occurring in the social network Twitter. It mainly focussed on two main aspects; detection of the majority of the users who had radical content propagation agenda and then supervision of the interaction of the radical content between users that were involved in such things. The authors also did a case study. The main problem with this approach was that the model couldn't specify the exact demarcating boundary

between the content. Many of the datasets overlapped with each other and higher precision was needed.

In [3], Bobashev et al. presented and researched on a case of 1995 Paris metro Attack. Where, the incidents of the classes were traced to find the messages of radical content belonging to them. This led to the origination of the group that did such activities. Dynamic visualization and analysis were performed for the tracing of the formation of the terrorist group. This was the subtle use of the Natural Language processing. The major limitation here analysed is that the NLP used was in its very initial stage and better NLP modelling and methods could fetch better results.

In [4], Sun et al. put forth that method of prediction of the terrorist attacks by groups. They studied that though it is a very important issue around intelligence and security analytics, it is also a hard task to perform it. Conventional schemes and approaches are not enough for classifying such complex datasets. So there is a need to build a robust and very advanced system to classifying such information. The amount of data that is there on the digital platforms is enormous. Feature extraction is a very important part of machine learning. Better the features extracted, better is the neural network trained. This is one of the areas which could have been improved to increase the accuracy and precision.

In [5], Tundis et al. worked on an approach to state that using a high end computer associated approach could yield viable results. With every positive aspect, there are also chances of using the social media in a malicious way. In some of the latest research works in this context, it has been found that several radical content are being spread using the medium of social networks. Many illegal community groups who choose to remain anonymous are misusing the platform to spread radical content and misinformation. This approach used text analysis methods by considering multiple language aspects. But one of the major issues that surfaced was that it was hard to classify based on one token of word taken at a time. Better multi token word analysis could be evaluated for the same purpose.

IV. SYSTEM DESIGN USING REGRESSION LEARNING BASED BAYESIANREGULARIZED ANN

Neural networks, with their remarkable ability to derive meaning from complicated or imprecise data, can be used to extract patterns and detect trends that are too complex to be noticed by either humans or other computer techniques. Other advantages include:

1. **Adaptive learning:** An ability to learn how to do tasks based on the data given for training or initial experience.
2. **Self-Organization:** An ANN can create its own organization or representation of the information it receives during learning time.
3. **Real Time Operation:** ANN computations may be carried out in parallel, and special hardware devices are being designed and manufactured which take advantage of this capability.

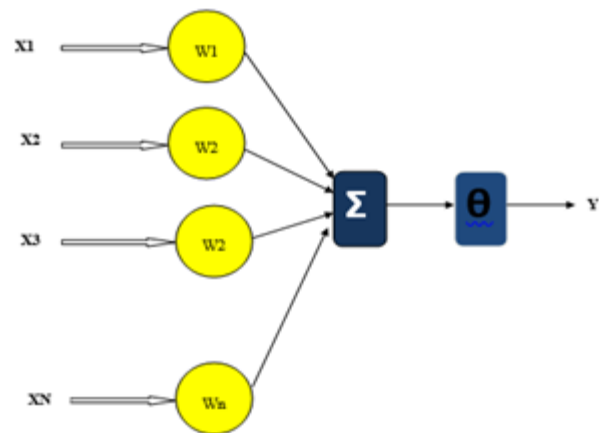


Fig.1 Mathematical Model of Neural Network

The output of the neural network is given by:

$$\sum_{i=1}^n X_i W_i + \theta \quad (1)$$

X_i represents the signals arriving through various paths, W_i represents the weight corresponding to the various paths and

Θ is the bias. It can be seen that various signals traverssing different paths have been assigned names X and each path has been assigned a weight W . The signal traverssing a particular path gets multiplied by a corresponding weight W and finally the overall summation of the signals multiplied by the corresponding path weights reaches the neuron which reacts to it according to the bias Θ . Finally its the bias that decides the activation function that is responsible for the decision taken upon by the neural network. The activation function φ is used to decide upon the final output. The learning capability of the ANN structure is based on the temporal learning capability governed by the relation:

$$(\mathbf{i}) = \mathbf{f}(\mathbf{i}, \mathbf{e}) \quad (2)$$

Here,

$w(i)$ represents the instantaneous weights i is the iteration e is the prediction error

The weight changes dynamically and is given by: \mathbf{e}, \mathbf{i}

$$W_k \xrightarrow{e_i} W_{k+1} \quad (3)$$

Here,

W_k is the weight of the current iteration.

W_{k+1} is the weight of the subsequent iteration.

(i) Regression Learning Model

Regression learning has found several applications in supervised learning algorithms where the regression analysis among dependent and independent variables is needed [31]. Different regression models differ based on the the kind of relationship between dependent and independent variables, they are considering and the number of independent variables being used. Regression performs the task to predict a dependent variable value (y) based on a given independent variable (x). So, this regression technique finds out a relationship between x (input) and y(output). Mathematically,

Here,

x represent the state vector of input variables

$$y = \theta_1 + \theta_2 x \quad (4)$$

y represent the state vector of output variable or variables.

θ_1 and θ_2 are the co-efficients which try to fit the regression learning models output vector to the input vector.

By achieving the best-fit regression line, the model aims to predict y value such that the error difference between predicted value and true value is minimum. So, it is very important to update the θ_1 and θ_2 values, to reach the best value that minimize the error between predicted y value (pred) and true y value(y). The cost function J is mathematically defined as:

$$J = \sum_{i=1}^n (pred_i - y_i)^2 \quad (5)$$

Here,

n is the number of samples y is the target

pred is the actual output.

(ii) Gradient Descent in Regression Learning

To update θ_1 and θ_2 values in order to reduce Cost function (minimizing MSE value) and achieving the best fit line the model uses Gradient Descent. The idea is to start with random θ_1 and θ_2 values and then iteratively updating the values, reaching minimum cost. The main aim is to minimize the cost function J[31].

(iii) Bayesian Regularization

The Bayesian Regularization (BR) algorithm is a modified version of the LM weight updating rule with an additional advantage of using the Baye’s theorem of conditional probability for a final classification[32].

The weight updating rule for the Bayesian Regularization is given by:

$$w_{k+1} = w_k \cdot (J_k^T J_k + \mu I)^{-1} (J_k^T e_k) \quad (6)$$

Here,

w_{k+1} is weight of next iteration,

w_k is weight of present iteration

J_k is the Jacobian Matrix

J^T is Transpose of Jacobian Matrix

e_k is error of Present Iteration

μ is step size

I is an identity matrix.

The decision making approach of the Bayesian Classifier can be understood graphically using the graph theory approach. The approach for computing the probability among different disjoint sets can be understood using the set theory approach shown in the subsequent steps. The figures clearly depict the decision to be taken in cases of different overlapping data value categories.




Fig.2 Universal Set Containing a Subset ‘A’

Let us assume that the Bayesian Regularization algorithm needs to categorize the set A among multiple subsets in the superset U, for the time being in which only A exists exclusively.

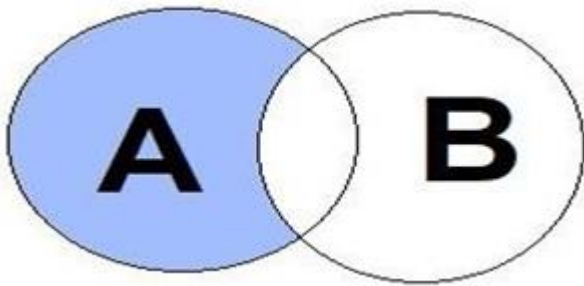


Fig.3 Probability of Exclusive Occurrence of 'A'

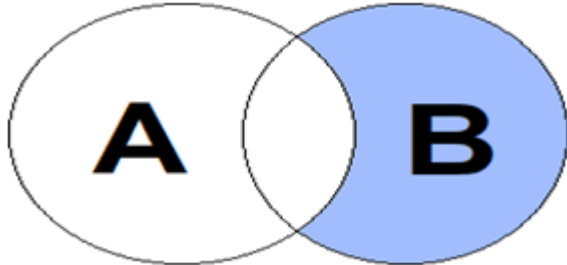


Fig.4 Probability of Exclusive Occurrence of 'B'

Figures 3 and 4 depict the probability of exclusive occurrence of events A and B respectively.

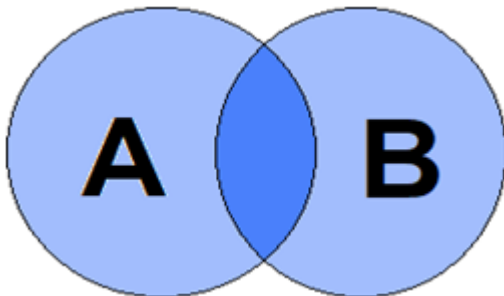


Fig.5 Probability of Union of A and B

Moreover for the predictive classification of ant data set, the Baye’s Rule is followed, which is given by:

$$P_{B}^A = \frac{P(A).P^B_A}{P(B)} \tag{7}$$

Here,

P_A is the probability of occurrence of A given B is true.
 B

P_B is the probability of occurrence of B given A is true.
 A

(B) is the probability of occurrence of B

(A) is the probability of occurrence of A

In the present case the, 70% of the data has been taken for training and 30% of the data has been taken for testing.

The conditional probability of the sentiment can be also seen as an overlapping event with the classification occurring with the class with maximum conditional probability. The mathematical formulation for the above mentioned probabilistic approach can be understood as follows:

Let there be ‘N’ classes of data sets available in the sample space ‘U’. Let the conditional probability of each of such sets be given by:

$$P(\frac{A}{U}), P(\frac{B}{U}), \dots, P(\frac{N}{U}). \tag{8}$$

The BR algorithm tries to find out the maximum among the probabilities:

$$P(\max) = \begin{matrix} P(\frac{A}{U}) \\ P(\frac{B}{U}) \\ \vdots \\ P(\frac{N}{U}) \end{matrix} \tag{9}$$

The maximum value of the probability decides the classification of a dataset into a particular category. Assuming that X attains the maximum in such a sample space:

$$P_{max} = X \tag{10}$$

Where,

$$P(\frac{X}{U}) = P \frac{X}{\prod_{i=1}^n U} \tag{11}$$

$\prod_{i=1}^n U_i$ represents the conditional probability cumulative for all possible dataset classes in the sample space U

X is the maximum probability corresponding to a particular data set and n is the total number of classes of categorization.

Evaluation Parameters

Since errors can be both negative and positive in polarity, therefore its immaterial to consider errors with signs which may lead to cancellation and hence inaccurate evaluation of errors. Therefore we consider mean square error and mean absolute percentage errors for evaluation. The system accuracy can be evaluated in terms of the mean square error which is mathematically defined as:

$$mse = \frac{1}{n} \sum_{i=1}^n (X - X')^2 \quad (12)$$

Here, X is the predicted value and

$n=1$

X' is the actual value and n is the number of samples.

V. EXPERIMENTAL RESULTS

Dataset: To test algorithms for classification of text documents on the subject of radical content there was used data collected by scientists from the Artificial intelligence lab of the University of Arizona. These data represent information collected from various websites, forums, chats, blogs, social networking, etc. for designated terrorist organizations.

Data Normalization: Canonization (normalization) of the text is the process of bringing to a single format, convenient for further processing. When working with large amount of information, it is necessary to exclude from the document all non-informative parts of speech (prepositions, particles, conjunctions, etc.).

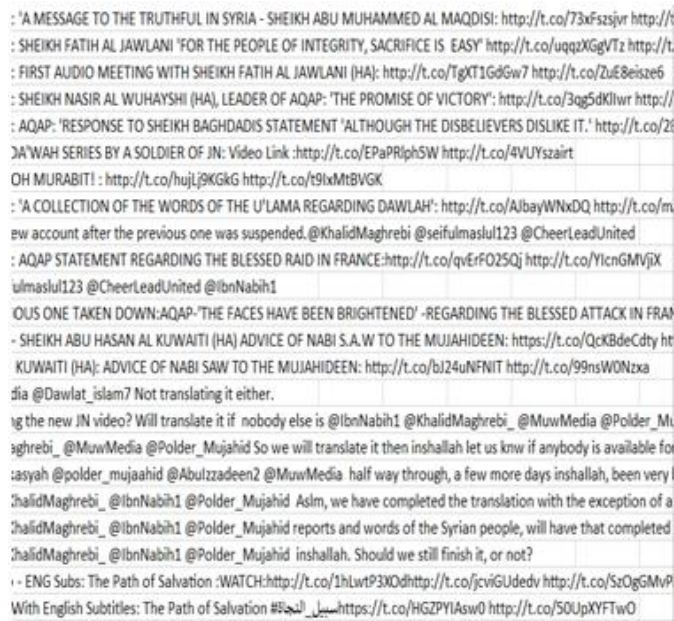


Fig.6 Sample Text data for analysis[1]

The figure renders a sample screenshot of the text data to be analysed from different social media applications for finding radical content.



Fig.7 Designed Neural Network and its training parameters

The following attributes of the designed neural network are:

- 1) The number of hidden layers has been limited to 2 in order to limit the complexity of the algorithm.
- 2) The performance evaluation parameter is the mean square error
- 3) The training algorithm is the Bayesian Regularization algorithm

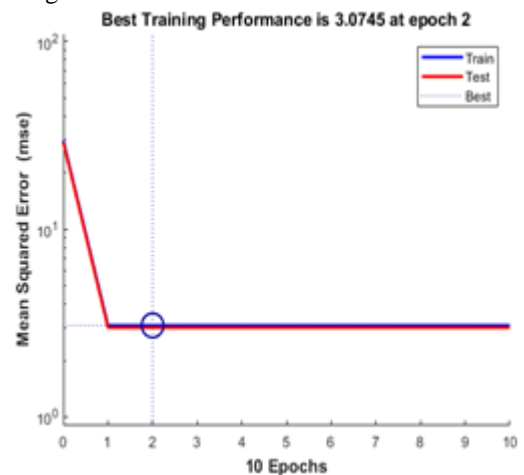


Fig.8 Training and epoch performance of the proposed system

The variation of the mean squared error as a function of the number of epochs is shown in the above figure. It can be seen that the MSE stabilize sata value of3.0745.

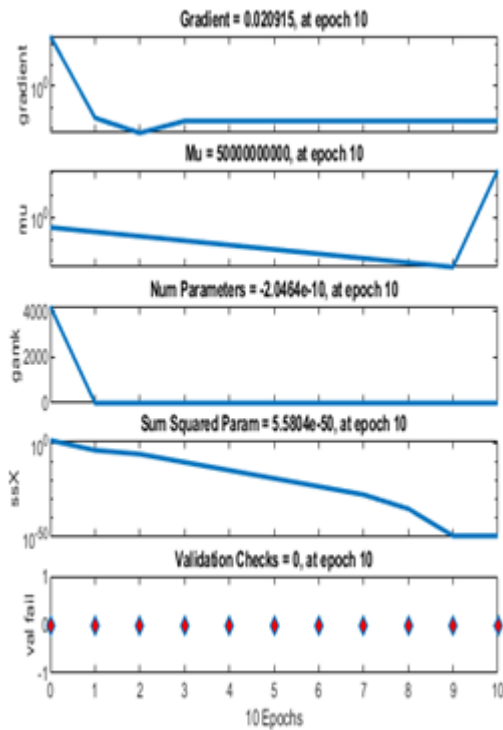


Fig.9 Training States as a function of number of epochs.

The variation in the training states such as the step size (mu), gradient, number of effective parameters and sum squared parameters has been shown in figure 9. The validation has also been shown. The gradient (g) and step size (μ) mathematically defined as:

Here,

e represents the error
w represents the weight

$$\alpha = \frac{\partial e}{\partial w} \tag{13}$$

Here,

k represents the present iteration
k+1 represents the subsequent or next iteration

$$\mu = w_{k+1} - w_k \tag{14}$$

It can be clearly seen from figure 7 that the accuracy is 97% with an error metric of 3%. This is significantly higher than previously existing approaches.[1]. Here, the accuracy percentage is computed as:

$$Accuracy(\%) = [100 - error]\% \tag{15}$$

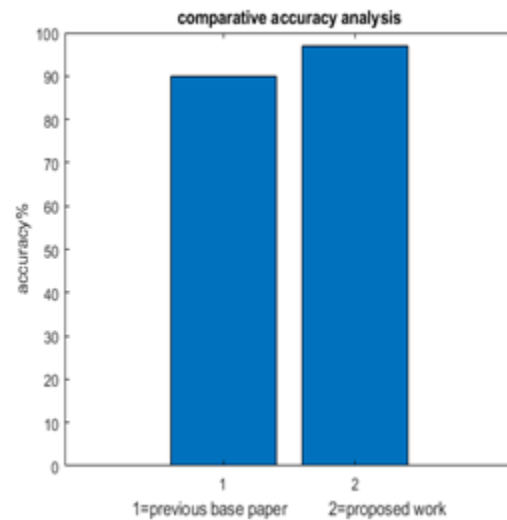


Fig.10 Comparative Accuracy Analysis w.r.t. previous work [1]

It can be clearly seen that the proposed work attains much higher accuracy of 97% compared to 89% of previous work. This can be attributed to the regression learning based BR trained ANN design which has a steep descent of error compared to the naïve Baye’s classifier or the conventional Bayesian Regularization algorithm.

VI. CONCLUSION AND FUTURE SCOPE

It can be concluded from the previous discussions that with the emergence of social media as a common platform for communication among different people and communities at large, the chances for malicious usage of social media platforms for malicious activities has also increased manifold. One such malicious activity is spreading radical content over social media platforms due to the ease of sharing among several individuals and groups. The challenging aspect though for social media agencies or security agencies is the screening of humongous amounts of data to detect radical content. With no clear boundary to demarcate radical and non-radical content, the classification problem becomes challenging as the data size increases. The proposed approach uses a Regression Learning based Bayesian Regularized ANN. It has been shown that the proposed work attains much higher accuracy of 97% compared to 89% of previous work

The future enhancement in the domain could be employing either of the techniques mention :

1. Multi variate support vector machine (SVM) with higher orders according to the number of variables.
2. Clustering may also be included as a semi-supervised approach.
3. Fuzzy Systems can also be explored

REFERENCES

- [1] Andrey I. Kapitanov, Iona I. Kapitanova, Vladimir M. Troyanovskiy, Vladimir F. Shangin, Nikolay O. Krylikov, “Approach to Automatic Identification of Terrorist and Radical Content in Social Networks Message”. IEEE 2021
- [2] D López-Sánchez, J Revuelta, F de la Prieta, “Towards the Automatic Identification and Monitoring of Radicalization Activities in Twitter,” IEEE 2020
- [3] G Bobashev, M Sageman, AL Evans, “Turning Narrative Descriptions of Individual Behavior into Network Visualization and Analysis: Example of Terrorist Group Dynamics, IEEE 2019.
- [4] Z Li, D Sun, B Li, Z Li, A Li, “Terrorist group behavior prediction by wavelet transform-based pattern recognition”, hindawi 2018.
- [5] A Tundis, G Bhatia, A Jain, “Supporting the identification and the assessment of suspicious users on Twitter social media”, IEEE 2018.
- [6] M Al-Zewairi, G Naymat, “Spotting the Islamist Radical within: Religious Extremists Profiling in the United State”, Elsevier 2017
- [7] AH Johnston, GM Weiss, “Identifying sunni extremist propaganda with deep learning”, IEEE 2017
- [8] T Ishitaki, R Obukata, T Oda, “Application of deep recurrent neural networks for prediction of user behavior in tor networks”, IEEE 2017
- [9] I Lourentzou, A Morales, CX Zhai “Text-based geolocation prediction of social media users with neural networks”, IEEE 2017
- [10] R Lara-Cabrera, A Gonzalez-Pardo, “Extracting radicalisation behavioural patterns from social network data” IEEE 2017
- [11] L Ball, “Automating social network analysis: A power tool for counter-terrorism”, Springer 2016.
- [12] T Ishitaki, T Oda, L Barolli, “A neural network based user identification for Tor networks: Data analysis using Friedman test”, IEEE 2016
- [13] T Oda, R Obukata, M Yamada, “A Neural Network Based User Identification for Tor Networks: Comparison Analysis of Different Activation Functions Using Friedman Test”, IEEE 2016
- [14] T Sabbah, A Selamat, MH Selamat, R Ibrahim, H Fujita, “Hybridized term-weighting method for dark web classification”, Elsevier 2016
- [15] R Scrivens, R Frank, “Sentiment-based Classification of Radical Text on the Web”, IEEE 2016
- [16] T Sabbah, A Selamat, “Hybridized Feature Set for Accurate Arabic Dark Web Pages Classification”, Springer 2015
- [17] T Ishitaki, T Oda, L Barolli, “Application of Neural Networks and Friedman Test for User Identification in Tor Networks” IEEE 2015
- [18] R Frank, M Bouchard, G Davies, J Mei, “Spreading the message digitally: A look into extremist organizations' use of the internet”, Springer 2015
- [19] T Sabbah, A Selamat, “Hybridized Feature Set for Accurate Content Arabic Dark Web Pages Classification”, researchgate, 2015
- [20] Basant Agarwal, Soujanya Poria, Namita Mittal, Alexander Gelbukh, Amir Hussain, “Concept-Level Sentiment Analysis with Dependency-Based Semantic Parsing: A Novel Approach”, Springer 2015
- [21] B Akhgar, F Tabatabayi, PS Bayerl, “Investigating Radicalized Individual Profiles through Fuzzy Cognitive Maps”, Elsevier 2014
- [22] C Yucel, A Koltuksuz, “An Annotated Bibliographical Survey on Cyber Intelligence for Cyber Intelligence Officers”, JSTOR 2014
- [23] A Modupe, OO Olugbara, SO Ojo, “Filtering of mobile short messaging service communication using latent Dirichlet allocation with social network analysis”, Springer 2014
- [24] W Cherif, A Madani, M Kissi, “Integrating effective rules to improve arabic text stemming”, IEEE 2014
- [25] J Drouin, “Close- and Distant-Reading Modernism: Network Analysis, Text Mining, and Teaching the Little Review”, JSTOR 2014
- [26] P Wadhwa, MPS Bhatia, “Tracking on-line radicalization using investigative data mining”, IEEE 2013