

Student Feedback Chatbot

Abishek. M¹, Akash. S², Nithis. K³, Kalayarasan. A⁴, Mr. Santhosh Kumar⁵

^{1, 2, 3, 4}Dept of Information Technology

⁵HOD, Dept of Information Technology

^{1, 2, 3, 4, 5}Rathinam Technical Campus Coimbatore, Tamil Nadu, India

Abstract- Student Feedback system is used to get the feedback from the students. It generates the reports for the faculty on the basis of given feedback by the students. The staff will be provided with separate usernames and password in order to check the results. The total report is visible to the people like chairman and principal. It contains the modules like student, faculty and admin. Admin is the responsible for creating a class and assigning the corresponding faculty to the class. Within short time we can get the performance of the faculty from the student point of view.

I. INTRODUCTION

The Student Feedback System is a management information system for education establishments to manage student data. Student Feedback Systems provide capabilities for selecting particular subject for feedback and generate the report automatically, build student details, student-related data needs in a college. A Student Feedback System is an automatic feedback generation system that provides the proper feedback to the teachers as per the categories like always, poor, usually, very often, sometimes. In the existing system students can give feedback about the lecturers by doing manually. By this process student can give feedback in online system without wasting his time in writing. After giving feedback by all student papers are collected by the faculty and calculated the overall grade for each subject and each lecturer

II. EXISTING SYSTEM

In the existing manual system of student feedback system in educational institutions, if the students need to give feedback, they are supposed to submit a feedback application to the HOD concerned. After receiving consent from the HOD concerned, the HOD needs to submit the feedback application to the Principal. If the HOD or the Principal is not available,

III. PROPOSED SYSTEM

The HOD and the Principal can access the feedback reports delivered to them anywhere and anytime. Also the members of faculty can view their account without going through the entire record.

By availing the benefits of this portal, students can generate feedback reports easily even in the case of absence of required authorities. This portal enhances security to the feedback reports of employees.

Advantages of Proposed System:

- Reduces a lot of time and effort
- Reduces paper work
- Friendly user interface
- Enhances security
- Report generation is made easy and efficient

IMPLEMENTATION OF MODULES

There are mainly three modules in this application. The modules of this app are as follows:

- Faculty Module
- Student Module

Faculty Module:

It contains users likes primary faculty, HOD's. The primary users of the Student Feedback System are members of faculty. When a faculty enters the faculty id and password the database checks whether the faculty id and password are valid. If valid their account will be opened and it contains the feedback report

The HOD users of the Student Feedback System are members of faculty. When a HOD enters the HOD id and password the database checks whether the HOD id and password are valid. If valid their account will be opened and it contains modules like Add faculty, view faculty and view class. One HOD cannot view the results of other Department faculty and cannot view the other department classes.

The super users of the Student Feedback System are members of faculty. When a super user enters the super user id and password the database checks whether the super user id and password are valid. If valid their account will be opened and it contains the modules like view faculty and view class, LOGS. By using log module he can view the operations performed by the HOD's and faculty.


Student Module:

Students will enter their roll number and section details. On the basis of section, it will display the corresponding faculty name and faculty id. By clicking on the faculty id we will get feedback form, it contains around 15 Questions, students will select the corresponding answers in their point of view and data is stored in the server.

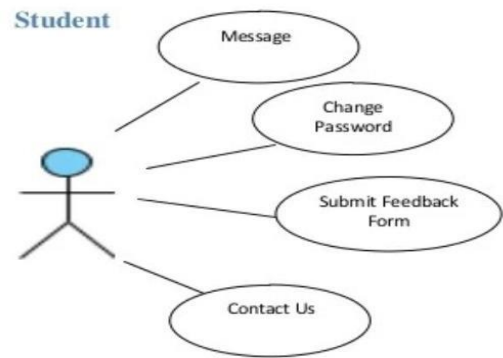
Tools Used:



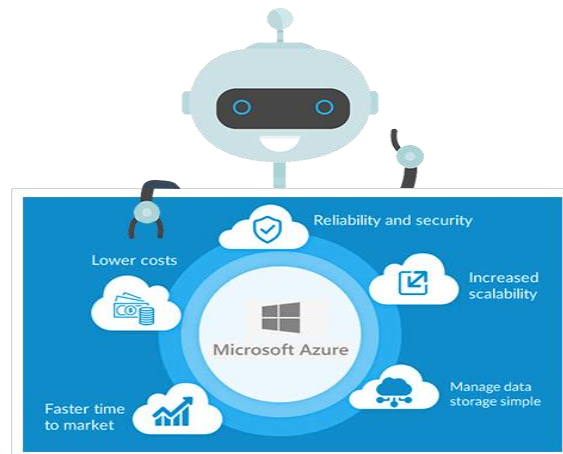
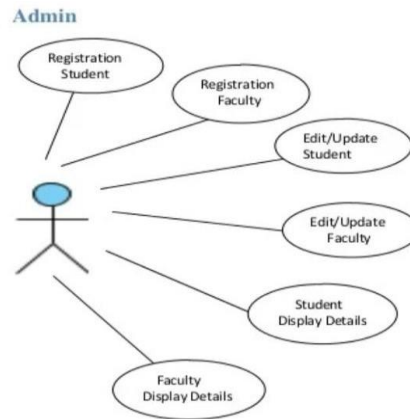
Login page:




Student Page:



Admin Page:



Feedback Form:



IV. CONCLUSION

The Student Feedback System portal is developed to facilitate easy processing of Feedback in educational institutions. Manually, this consumes a lot of time, effort and paper work. And also it is possible to freely submit the feedback without any hesitation. So, this portal overcomes all these limitations and offers a great deal of help at each and every stage in the whole process of availing a leave.

V. FUTURE SCOPE

This project Student Feedback System has been developed in such a manner, that the future requirements of the user are met. The project is flexible to adapt the changes efficiently without affecting the present system. In future, there can be a provision to adjust the questions and to import new student names and faculty through the portal.

It is also planned to implement the app on various other mobile platforms like Windows and IOS. This is the future scope of this project.

VI. ACKNOWLEDGEMENT

I convey my thanks to my HOD Mr . Santhosh Kumar S.P M.E(Ph. D) for providing me with help and support. I convey my sincere thanks to my guide for providing me support and details at the right time and during the progressive reviews. My gratitude is extended to the department staff and technicians for prompt help when required. This project is dedicated to my classmates and my parents.

REFERENCES

- [1] Abdul Aziz and AzlanMohd Ali Mohd Isa, "SuFO Guidelines (Forstudents Instructors And SuFO Administrator) University Teknologi MARA" , University Teknologi MARA i-Learn. , 2010
- [2] "EAC Engineering Accreditation Council", Engineering Programme Accreditation Manual. Qualifying Requirements and Accreditation Criteria Engineering Accreditarion Council | BEM., 2012.
- [3] Annie McKillop and Robyn Ramage, "Time after time: getting some zip back into your info lit", LIANZA Conference, pp. 1-14, 2005