

# Blast Load Analysis of Military Bunkar With Soil Interaction

Akshay Suresh Dube<sup>1</sup>, Prof R.M. Jadhav<sup>2</sup>

<sup>1</sup>Dept of Civil Engineering

<sup>2</sup>Professor, Dept of Civil Engineering

<sup>1, 2</sup>Kalyani Charitable Trust's Late G. N. Sapkal College Of Engineering, Nashik

**Abstract-** Attacks and terrorism are becoming a global issue and defence of people from acts of terrorism include the prevention, disaster preparedness of such situations. The design and development of a bunker on three distinct terrestrial types is part of this project. Although every bunker contains mostly identical components and machineries, the study and development of existing buildings in a facility are always carried out using various concepts and methodologies. This work is thus based on fresh and varied analytical and design factors and optimization considerations. One goal is to investigate the distinction between analysing and designing normal structures and significant or exceptional structures. In the military bunker there are enormous diverse machinery vulnerable to both vibrations and axial thrust. 'ANSYS' provides the structural findings. Optimal analysis leads to optimal design. Because seismic earthquakes influence all buildings under the ground for a defense bunker and some of them have to be developed and controlled for many kinds of earthquakes because they need to maintain or stand up to the greatest earthquake movement.

**Keywords-** Blast Load, Military Bunkar, Structure Interaction, Ansys.

## I. INTRODUCTION

A bunkers is a strategic stronghold to guard against explosions and assault. Throughout Great War I, Second World War and Cold War, bunkers were commonly deployed. It was used as command centres, armaments storage and delivery centres. Bunkers are primarily used to prevent enemy bombs from damaging people and important materials. This avoids ear and damage inside by redirecting the explosive wave from neighbouring explosions.

Bunkers also prevent dangerous radiation from reaching bunkers by protecting individuals from danger. To endure a nuclear strike and also have a tension that lasts many seconds after the shock, the bunkers must be erected. If they have to dwell in the bunker doors for many days, they should be as robust as its sidewalls and ventilated. Bunkers also contribute to ensuring that artillery facilities are not being

destroyed. Weapon defence helps warriors gain enough arms to make fighting triumph easier. Bunkers are beneficial during tornadoes as well as military purposes.

## II. EXPLOSION AND BLAST PHENOMENON

Surface surfaces and army explosive generates dynamic waves that create and severely harm dynamic strains on army bases. An explosions above and near the surface of the Earth generates increased air pressure which conveys energy to the Earth surface through refraction. Detonations on the surface of the Earth and forces close to the surface of Earth are more direct, creating a crater and propagating dynamic waves in the army sector. The wave propagation induced by such explosion was detailed by Walker (1973), the American College of Landscape Architects (ASCE, 1985) and Cooper (1996).

### 2.1. Explosion and Blast Phenomenon

A quick energy release produced by a blinding flash and a loud explosion is an explosion. Some of the power is expelled as infrared light, and part is blown in the air and blended to the ground as a soil shock. Both shock waves are radially enhanced.

The substance has the following properties to just be an explode

- Must be a combination or material that does not alter, yet rapidly changes the chemistry when stimulating.
- The reaction results in gases with a volume at normal pressures, but at extreme heat much bigger than the source material leading to an explosion.
- Exothermic for heating the reaction products and increasing their pressure must be the transition. common sorts of explosives include the construction and foundation of building explosives and unintentional explosives resulting from leaks or other chemical/explosives.

### 2.2. Shock Waves or Blast Waves

As the detonation of an incendiary device causes growth and continued of superheated steam, the compression wave known as the nuclear explosion (Fig 1) is propagated via the atmosphere. The charged particle forward is regarded as endlessly steep for all intents. That is, before the wave reaches an absolute pressure, the time needed to compress continuous air must be zero. If the explosive source from Figure 1, the subsequent turbulence is circular, since its surface continually expands and the force decreases to the square meter continually.

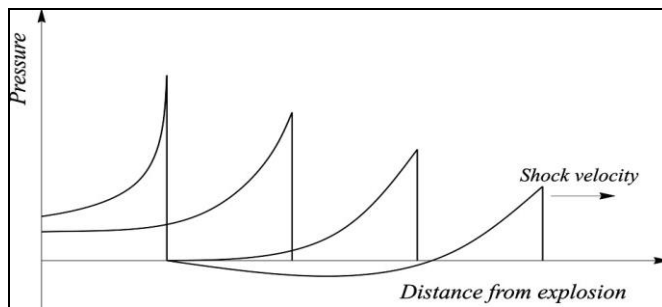


Fig.1 Variation of Blast Pressure with Distance

The pressure, termed the peak pressure, is then progressively decreasing as the blast wave goes out of load. The injection speed is relatively low at long ranges from the discharge, and the wave may be regarded a sound wave. The energy in the wave falls below its original maximum value behind the front of the sonic boom. The temperature behind its shock front declines much less than atmosphere value at a certain range from the load and then increases to a minimum voltage comparable to the environmental amount. The positive phase is the component of the nuclear explosion with greater pressure than the air pressure and the segment that subsequently has reduced density than even the air density is the low or vacuum period.

### III. SOIL-STRUCTURE INTERACTION

The extent of social and economic harm produced by a detonation relies heavily on the properties of devastating events. Rapid deformation derives mostly from three elements, including the features of the source, the waves' propagation route and local circumstances. In addition, the issue of deeper root (SSI) has been a major element of building construction with the introduction of large-scale development on soft ground such as power plants, masonry and irrigation canals. Special care has to be paid to SSI concerns in structures, roads, pipelines and sometimes even militaries. The validity of the robust environment is whether the inputting velocity is proportionate to the explosive speed of free field at the center of the bridge, if constructed on a rock basis. The speed will vary greatly based on the structure of the surface area if the

building is particularly heavy and stiff, and the underpinnings are reasonably smooth. The influence of SSI on code ambitious plans must be taken into account. This chapter aims to comprehend the fundamental notion of shallow root by different analytic approaches along with some instances of solutions. The inability of the basis to respond to horizontal ground mobility distortions enables the loss of the base of a structure to diverge from the free field movement when the project is underpinned by soft clay deposition.

However, the structure's dynamic reaction leads to the soil deformation. This dynamic, where the soil reactions impact the structure's movement and the structure's response impacts the soil movement, is known as SSI. These impacts are significantly greater for rugged buildings and/or massive structures supporting pretty smooth soils. These impacts are often negligible for lightweight and/or soft structures put in harsh environments. If the pressure difference is substantial, it is also vital to accelerate near interior structures. In order to adequately comprehend SSI, the spread of seismic waves must be understood for two key reasons. First of all, whenever earthquakes propagate via the soil as an input movement, their dynamic qualities are based on changes in the base movement. Second, awareness of the vibrating features of the surrounding soil may considerably help to assess the soil resistivity characteristics and limitations of the soil material semi-infinite when doing the phase velocity analysis by numerical techniques. In order to comprehend the impacts of local soil types on changing the character of free area land movement, knowing the vocabulary of local website effects is crucial. This chapter thus deals first with the concept local web effect, and subsequently with seismic SSI problems. The 500 MW Rotor Structure is India's first substantial soil structure for examination of soil.

### IV. MODELING AND ANALYSIS

An earthquake study is necessary to assess how its bunkers acts after an explosion. Dynamic or analogous static analysis may be used for this. Computer simulation does not provide us an overview of how the system acts while in an explosive rather provides estimated forces and shifts, whereas proposed method produces precise answers. This procedure needs a great deal of computer effort. In order to do this research, ground speed measurements are also necessary. The key criteria necessary for explosive research under the Indian Code Standard will be described in this chapter. This requires a thorough summary and description of all models of the structure evaluated for this research. This section examines analytical methodologies, particularly response spectral and non-linear analysis of time history employed for the present investigation. In the preceding section, the literature study

released details on the interplay of various characteristics of structural loading and their influence on the building of military bunkers. The objective of the actual writings are finalised as follows based on previous research.

**4.1. Model Specifications**

For the purposes of tensile stress and dynamics overloading the military tunnel with a composition of soil comprising of mud, sand or sandy, containing physical qualities as described in Chapter 3 should be studied. The Access Tunnis, the Unit of Bunker Cavern and the Converter Cave will be investigated in the Military Bunker comprised of three major elements. The tunnel's dimensions are the following.

Table 1 Model Specification

	Width	Side Wall Height (m)	Arch Height (m)	Length (m)
Bunker Cavern	20	24	5	47
Transformer cavern	10	10	3	14
Access Tunnel	6	4	3	43

In the shattered mud massif, the army bunker construction is to take place. There are a vast range of military constructions. In this research, the bunker cell, the generator cave, and the entrance tunnels were studied in three major components. The area of rock mass is 130 m X 114 m X 110 m. Based on the data acquired from of the fieldwork interview responses, three mixed sets have been identified and details are provided in table 1. Table 1. This study explores three kinds of soil, terre, silt and desert. The impact of detonation vibrations on each kind of soil will be examined with the aid of ANSYS and the ultimate impact on the bunker construction. The stated blow rate is 31 seconds from El Centro and is expected to be ANSYS.

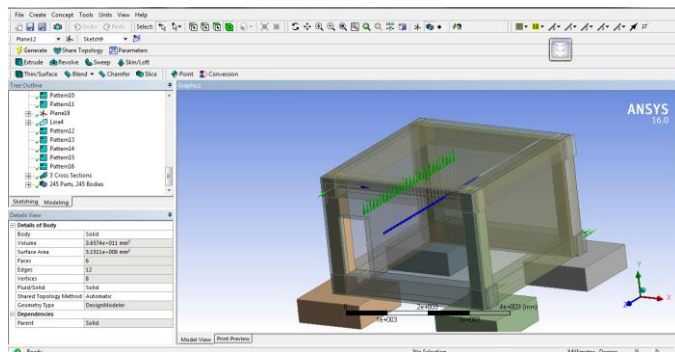


Fig 2 Military bunker including SSI

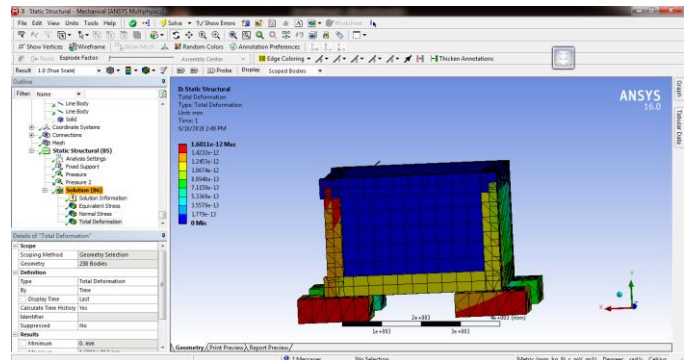


Fig 3 Structure with deformed parameters displayed in colors

**V. RESULTS AND DISCUSSION**

The major goal of this research was to examine the behaviour of an army bunker throughout a quake under various soil conditions. Soil types are taken into account.

1. Silty Soil
2. Sandy Soil
3. Clayey Soil

**5.1 A. Total Deformation for static (m).**

TOTAL DEFORMATION		
CLAY	SILTY	SANDY
0.0012647	0.0015176	0.00189705

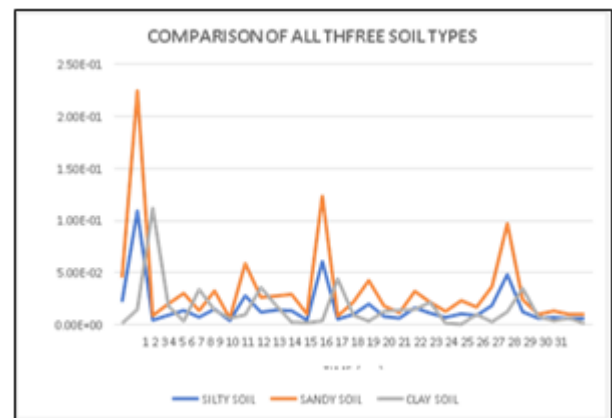


Fig 4 Graph of Time vs Deformation for Different Soil Types

**Discussion of deformation parameter results**

Total deformation is the largest on sandy soils, seen in the graphs above.

- The preceding figures illustrate that clay soils are deformed in a minimal amount.
- The greatest deformation on sandy soils is shown in Figure 4 to be 2.25E-01.
- 40 percent of the gap among sandy soil and silt.

- The soil is suitable for the building of military bunkers with regard to overall disability.

**5.2 Normal Stress for static (MPa)**

NORMAL STRESS MPa		
CLAY	SILTY	SANDY
8.85E+05	1061508	1326885

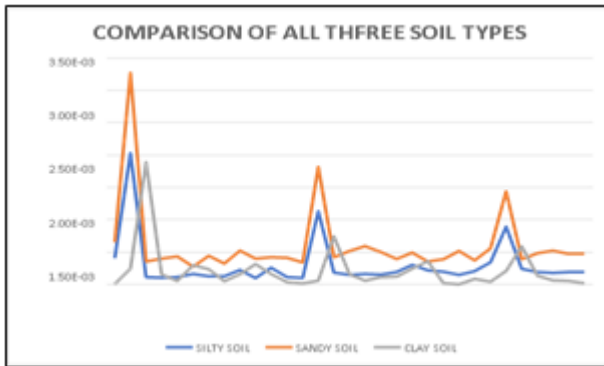


Fig 5 Time vs Maximum Normal Elastic strain for Different Soil Types

Debate about results of the parameter Normal Elastic Strain.

- The accompanying figures demonstrate that on sandy soils the standard elastic species is 3.25E-03 max.
- The accompanying diagrams illustrate that on clay soils the usual elastic stress is minimal.
- Tone soil is suitable for the building of military bunkers which as normal elastic stress is concerned.

**5.3 Maximum Shear Stress for static (MPa)**

SHEAR STRESS MPa		
CLAY	SILTY	SANDY
2.1293	2.55516	3.19395

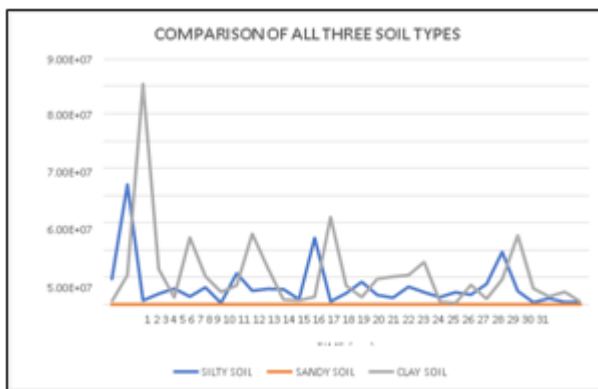


Fig 6 Graph of Time vs Maximum Shear Stress

Shear Stress Parameter Results Discussion

- The following figures illustrate that in terrestrial soils the cut power is greater.
- The preceding figures demonstrate that in the sandy soil there is no cutting pressure.
- Fig. 6 On this diagram, the maximum shear stress is 8.00E + 07 in clay soils.
- The soils of clay and silty soil are 43% different
- Sandy earth is suitable for army bunker projects such as construction of comparable pressure.

**5.4 Maximum Bending Stress for static (MPa)**

BENDING STRESS MPa		
CLAY	SILTY	SANDY
9.16E+05	1099644	1374555

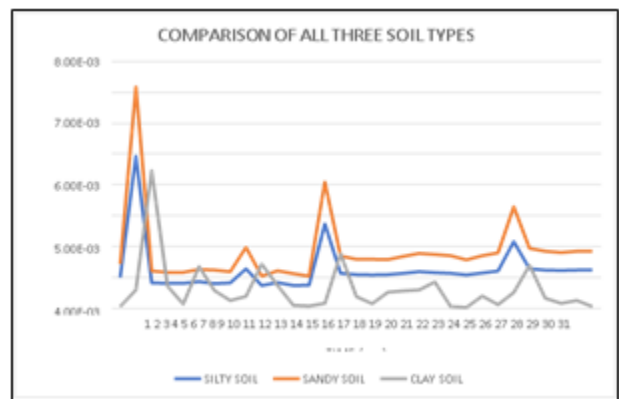


Fig 7 Time vs Maximum Equivalent Stress for Different Soil Types

Equivalent Stress Parameter Results Discussion

- Figure 7 This diagram demonstrates that the maximum sandy pressure is 7.00E-03.
- 20% gap among clay and silt soils.
- The foregoing figures demonstrate that the sandy terrain is under the maximum comparable pressure.
- The above diagrams indicate that perhaps the soil has a minimum pressure equivalent.
- The clay soil is well suitable for building the military bunker as far as comparable pressure is concerned.

**VI. CONCLUSION**

Army structures are typically presumed to be safe from explosions and to be addressed explosive in the design, and buildings deeper than surfaces are more secure. Sadly, most of these assistant referee shells is right. We now know that during severe explosions, tunnels and military buildings might be destroyed. Bunker tunnel entrances and exits, particularly at the tunnel portal, are prone to crowd movement. There are no safer deep constructions than geometrical shapes.

Both are reasonably effective if the defenses versus explosions are correctly constructed. For many sorts of constructions this applies. However, there may be fewer seismic pressures in a building or section of an army bunker compared to a comparable structure or element in a Top Bunker. However, structural dynamics tell us that this is true if the velocity, reaction and spectrum of a surface bunker for all spectral entities are higher than the military bunker.

These are the key conclusions

- Study the FEA ANSYS instrument was used in this work to analyse the interplay of the ground structure of an armed forces bunker. Once L-center data are used, the overall deformity, normal stress, shear strain and the stress (van miss) in the clay soils are low. The slim clay and sandy soils are comparable.
- Soil clay is very appropriate for the building of military bunkers.
- However, no change is detected in natural frequency and incidence times.
- All military constructions and designs against explosives should be examined by military personnel. The explosive load for the combo design is often not regulated.
- Explosions are very harmful and all associated risks should be addressed in military buildings.
- Cognitive and structural actions are far more efficient than complex dynamics.
- Cave equipment and components should be constructed against surface-like explosions.
- Evaluation of safety After the explosion, tunnels should function for spill sand lower exits (include intake and sand valve outlet chambers). There must, therefore, be a greater seismic risk designation than in any other building components in these military constructions.
- Active Due to the hydraulic fracture of the leaking rock, particularly in the fault zones of the pressure tunnel. The concept of the militant explosion remains in its infancy. No engineer envisaged blowing military buildings into a rock even five years ago. Seismic activity in soil tunnels was, however, regarded too early

## REFERENCES

- [1] Sangwoo Park and Young-Jun Park “Effect of Underground-Type Ammunition Magazine Construction in Respect of Civil and Military Coexistence” MDPI (2020) , pp 1-21
- [2] Luke Bennett “The Bunker’s After-Life: Cultural Production in the Ruins of the Cold War” journal of war & culture studies, Vol. 13 No. 1, February 2020, pp 1–10
- [3] Sangwoo Park and Young-Jun Park “Effect of Underground-Type Ammunition Magazine Construction in Respect of Civil and Military Coexistence” MDPI (2020) , pp 1-21
- [4] Bradley Garrett and Ian Klinke “Opening the bunker: Function, materiality, temporality” SAGE (2018), pp 1-18
- [5] Muhammad Umair Saleem, Hassan Khurshid, Hisham Jahangir Qureshi and Zahid Ahmad Siddiqi “A Simplified Approach for Analysis and Design of Reinforced Concrete Circular Silos and Bunkers” August 13, 2018, pp 1-18
- [6] Caçoilo, R. Mourão, B. Belkassem, F. Teixeira-Dias , J. Vantomme and D. Lecompte “Blast Wave Assessment in a Compound Survival Container: Small-Scale Testing”(2018)
- [7] Hrvoje Draganić and Damir Varevac “Analysis of Blast Wave Parameters Depending on Air Mesh Size” Hindawi Shock and Vibration Volume 2018, pp 1-18
- [8] Aswin Vijay, Dr. K Subha “A Review on Blast Analysis of Reinforced Concrete Viaduct Pier Structures “International Research Journal of Engineering and Technology (IRJET) e-ISSN: 2395 -0056 Volume: 04 Issue: 03 (2017) , pp 1-7
- [9] Alok Dua and Abass Braimah “State-Of-The-Art In Near-Field And Contact Explosion Effects On Reinforced Concrete Columns” Resilient Infrastructure 2016 , pp 1-12
- [10] Rupert G. Williams, William A. Wilson, and Reisa Dookeeram “Analysis of the Response of a One-Storey One-Bay Steel Frame to Blast” Hindawi Publishing Corporation Journal of Structures Volume 2016, pp 1-12
- [11] Sayed M. Soleimani, Nader H. Ghareeb, Nourhan H. Shaker, Muhammad B. Siddiqui “Modeling and Simulation of Honeycomb Steel Sandwich Panels under Blast Loading” International Journal of Civil and Environmental Engineering Vol:10, (2016) , pp 1-10
- [12] Carl Lofquist “Response Of Buildings Exposed To Blast Load” ISRN LUTVDG/TVSM--16/5216 (2016) pp 1-100
- [13] Sangjin Park, Jiwon Kang, Young Jun Park “A Study on the Safety Distance of Underground Structures in Aspect of Ground Vibration Velocity due to Explosions” KJCEM 17. 4, 087094 (2016)
- [14] Pavel Jiriceka and Marek Foglar Engineering Mechanics Svratka, Czech Republic, (2015)
- [15] Zac Liskay Shane Rugg and Conor Thompson “Blast Resistant Building Design: Building Behavior and Key Elements” Volume 22 *Lehigh Preserve* (2014), pp 1-9
- [16] Osman Shallan, Atef Eraky, Tharwat Sakr, Shimaa Emad “Response of Building Structures to Blast Effects”

- International Journal of Engineering and Innovative Technology (IJEIT) Volume 4, Issue 2 (2014) , pp 1-9
- [17] Quazi Kashif, Dr. M. B. Varma “Effect of Blast on G+4 RCC Frame Structure” International Journal of Emerging Technology and Advanced Engineering Volume 4, Issue 11 (2014) , pp 1-6
- [18] Daniel Makovicka “Blast Load Of Building Structure” Engineering MECHANICS, Vol. 21, 2014, No. 1, p. 11–18
- [19] Amol B. Unde , Dr. S. C. Potnis “Blast Analysis Of Structures” International Journal of Engineering Research & Technology (IJERT) Vol. 2 Issue 7, (2013) , pp 1-7
- [20] M. Teich & N. Gebbeken “Aerodynamic damping and fluid-structure interaction of blast loaded flexible structures” Transactions on State of the Art in Science and Engineering, Vol 60 (2012) , pp 1-12
- [21] Hrvoje Draganić, Vladimir Sigmund “Blast Loading On Structures” Tehnički vjesnik 19, 3(2012),pp 1-10
- [22] Gordon P. Warn, M.ASCE et. al. “Blast Resistance of Steel Plate Shear Walls Designed for Seismic Loading” Journal Of Structural Engineering © ASCE / OCTOBER 2009 , pp 1-9
- [23] Zeynep Koccaz , Fatih Sutcu and Necdet Torunbalci “Architectural And Structural Design For Blast Resistant Buildings” 14th World Conference on Earthquake Engineering 2008, pp 1-8
- [24] SHI Yanchao, LI Zhongxian and HAO Hong “Mesh Size Effect in Numerical Simulation of Blast Wave Propagation and Interaction with Structures” Trans. Tianjin Univ. 2008 (2008) , pp 1-8
- [25] T. Ngo, P. Mendis, A. Gupta & J. Ramsay “Blast Loading and Blast Effects on Structures – An Overview “*EJSE Special Issue: Loading on Structures* (2007), pp 1-16
- [26] Ghani Razaqpur, Ahmed Tolba And Ettore Contestabile “Blast loading response of reinforced concrete panels reinforced with externally bonded GFRP laminates” Elsevier (2006) , pp 1-12
- [27] Bibiana Luccioni, Daniel Ambrosini “Blast Load Assessment Using Hydrocodes” Congreso Argentino de Mecánica Computacional MECOM 2005 pp 1-16