

Online Recruitment System

S.B.Magdum¹, Priyanka.K.Patil², Samrudhi.M.Bedage³, Sakashi.S.Miraje⁴

¹Assistant professor, Dept of Computer Engineering

^{2,3,4}Dept of Computer Engineering

^{1,2,3,4}Sharad Institute of Technology Polytechnic Yadrav, Maharashtra, India.

Abstract- This is online website. In this the job seeker gets the job as per his/her profile So that the job seeker can see the company details and company can see the job seeker's details. This website is helpful for the people who are in search for a job. There is a examination of a job seeker by a company and if job seeker passes it then he/she will get a job as per company need. This project 'Online Recruitment System is an online website in which jobseekers can register themselves and then attend the exam.

Keywords- Recruitment, login, job seeker, company.

I. INTRODUCTION

This project Online Recruitment System is an online website in which jobseekers can register themselves online and apply for job and attend the exam. Online Recruitment System provides online help to the users all over the world. First is job seeker log in and second is Administrator log in. In this, every job seeker has its own details and every company has its own log in details. So the company can also log in to our website and job seeker can also log in to our website. Now, the job seeker can find a job according to his/her profile and the company can post the job as per the requirements in the company. in our website job seeker can see the details of the company and the company can see the details of the job seeker. There are many similar website like nokari.com etc.

II. METHODOLOGY

- 1] Login Module
- 2] Job Seeker
- 3] Administrator

1] Job Seeker :-

- Job Seeker can create own account (sign up)
- Job Seeker can search a job
- Job seeker and apply for a job

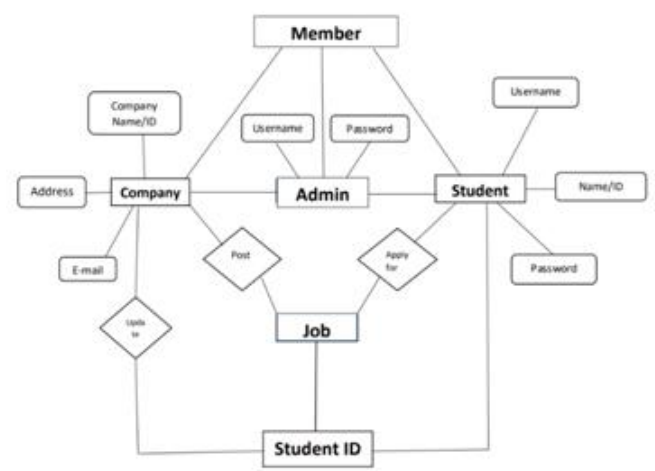
2] Administrator :-

- Administrator can add a category of job,

- Administrator can search for a employee.
- Administrator can create a job profile.
- Administrator can check for users.

III. MODELING AND ANALYSIS

Company and job seeker are the 2 factors of our current system. First the company and the job seeker should create the own account and register to our website. After the registration both the company and job seeker will log in the website. Then the job seeker will add its own log in details and company will add its own log in details. Further, the job seeker will search the job according to its profile. And the company will search the job according to the requirements of the company. Then the job seeker will apply for a job and the company will place the job. If the company receives the candidate as per the company's requirements then the company will check the details and the profile of the candidate, if it fulfils then company will accept the candidate for the further process.. If the candidate is passed then the company will provide a job and company will provide the details and will final the salary. And if the candidate do not get pass, then the company will reject the candidate and search a other candidate as per the requirements of company.



IV. APPLICATIONS

- This system can be useful for a job seeker to apply for a job.
- Candidate can easily use online website to search job.
- This system can be used by the multiple peoples to get the counselling sessions online.
- Helpful for job purpose.

V. OUTPUT

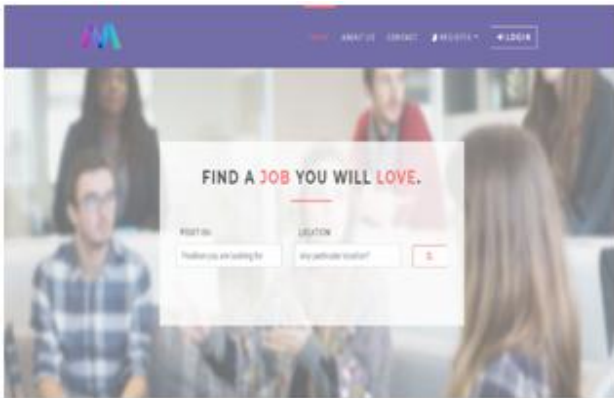


Fig. 01

Fig.01 is the 1st page of our website. That is we call it home page. On this home page a user is a company than the company will create own account and then log in our website. And it the user is job seeker then the job seeker will create own account and then log in to our website. On the home the job seeker can directly search a job according to the position and location. This is all about our home page of our website.




Fig. 02

Fig.02 is the page where all the companies names are added that are being displayed to the job seeker. It will help the job seeker to find the job easily and job seeker can see all the companies and choose the company that he/she needs. This is all about our second page in website.

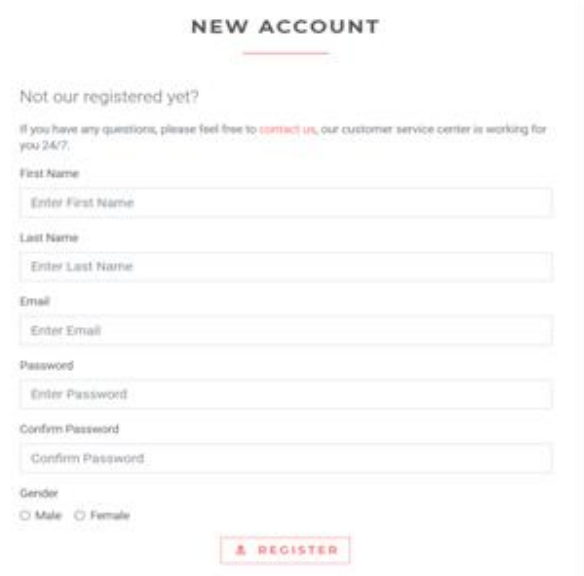


Fig.03

The above fig. shows the page of registration where the user can add the own details like : - first name, last name, email, password etc. Here the registration gets completed and then the user can easily log in to our website and can search a job or place a job for job seeker. Both the company and job seeker need to complete the registration and then only they can log in to the website. Both the company as well as job seeker can add their own log in details in the website.

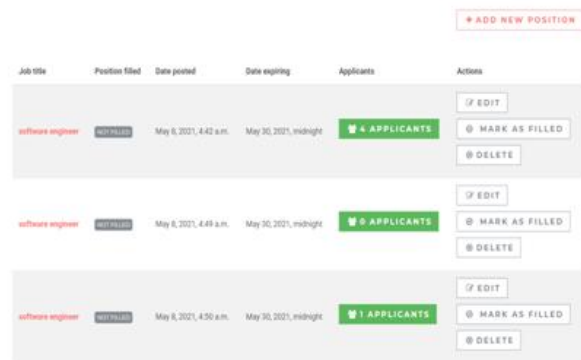


Fig.04

The above fig shows the names of the applicant who has applied for the particular company. the company holder will receive the mail of the job seeker. In that the details of the job seeker is added and the company will check the details and if the information of that job seeker fulfils the company then the further process will be done by the company.

The company will show the company details like name of the company, salary provided by the company,

description of company and the last date to apply for a job for that particular company.

VI. CONCLUSION

- The system facilitates the company to find qualified and qualified workers with the company's request.
- The company does not need to take a long time to find a suitable job candidate.
- Finally we have conclude that we are able to make the online recruitment system using the python language using Django framework.

REFERENCES

- [1] *nevonprojects.com* > online-employee-recruitment-syst...
- [2] *www.academia.edu* > Online_Recruitment_System_PR...
- [3] *www.lovelycoding.org* > recruitment-management-syst...
- [4] <http://www.usajobs.gov/>