

A Productive Dynamical Load-Balanced Stream Scheduling In Cloud For Big Data Centers

M Thejo Kumar¹, B Srinivasulu²

¹Dept of Computer Science And Engineering

²Assistant Professor, Dept of Computer Science And Engineering

^{1,2}Seshachala Institute Of Technology, Puttur, India

Abstract- *The arrival and endured progress of great information facilities has resulted in abundant interest in amendment architectures which will economically meet the excessive capacities wished for interconnecting the 1000's of servers in these info facilities. quite an heap of multilayer architectures victimisation 1000's of switches are planned inside the literature. we have a tendency to create use of the observation that the guests in a very information core may be a mix of moderately static and chop-chop unsteady accessories, and increase a combined computer hardware for every these add-ons creating use of a generalization of the weight-balanced computer hardware. The presence of the known static component introduces asymmetries within the ingress-egress capacities, that preclude the employment of a load-balanced computer hardware as is. we have a tendency to generalize the burden-balanced computer hardware and likewise embrace an opportunist computer hardware that sends guests on an instantaneous route once viable to boost the switch outturn. Our evaluations show that this computer hardware works o.k. despite avoiding the usage of a principal computer hardware for creating packet-through-packet planning selections.*

Keywords- Cloud computing, Cloud-Analyst, information Center, Service Broker Policy, Round-Robin.

I. INTRODUCTION

Not too earlier, cloud computing emerged because the leading technological power for providing unhazardous, comfy, fault-tolerant, property, and ascendible process offerings, which could be awarded as program, Infrastructure, or Platform as services (SaaS, IaaS, PaaS). what is more, these services might even be provided privately information centers (exclusive clouds), is also commercially offered for patrons (public clouds), or however it's viable that each public and private clouds area unit mixed in hybrid clouds. These already large scheme of cloud architectures, along with the increasing demand for energy-efficient IT applied sciences, demand timely, repeatable, and governable methodologies for analysis of algorithms, functions, and policies before precise progress of cloud merchandise. provided that utilization of actual

testbeds limits the experiments to the size of the testbed AND makes the duplicate of results an entirely problematic venture, different ways for attempting out and experimentation leverage development of recent Cloud applied sciences.

A compatible replacement is that the utilization of simulations tools, that open the chance of evaluating the hypothesis before code development in AN surroundings the place you'll be able to still reproduce assessments. significantly inside the case of Cloud computing, the place entry to the infrastructure incurs repayments in real forex, simulation-centered systems gift big benefits, because it permits for Cloud customers to check their services in repeatable and governable atmosphere free of value, and to tune the performance bottlenecks previous deploying on real Clouds. At the supplier half, simulation environments permit analysis of 1 of a form forms of resource leasing things below varied load and valuation distributions. Such stories might facilitate the vendors in optimizing the helpful resource access value with specialize in remedial gains. within the absence of such simulation platforms, Cloud purchasers and suppliers ought to trust each on theoretical and inaccurate evaluations, or on area unit trying-and-error strategies that end in inefficient carrier performance and revenue iteration.

The foremost purpose of this assignment is to produce a generalized, and protractile simulation framework that permits for seamless modeling, simulation, and experimentation of rising Cloud computing infrastructures and utility services. By utilizing CloudSim, researchers and industry-founded builders will put concentration on specified technique style disorders that they need to look at, while not obtaining disturbed regarding the low level details associated with Cloud-founded infrastructures and services.

II. CLOUDSIM AND CLOUDANALYST

Cloud-Analyst is developed on the highest of Cloud-sim and also the Cloud-sim is developed on the very best of the Grid-sim. Some new extensions ar introduced in Cloud-analyst. Application customers there is the necessity of independent entities to act as web site guests mills and habits

desires to be configurable. net it's introduced to model the realistically data transmission throughout net with network delays and information measure restrictions. Simulation outlined by method of your time interval In Cloud-sim, the system takes location based on the pre-defined events. Right here, in Cloud-Analyst, there's a need to generate hobbies except the set time-interval expires. Service Brokers Data Ceneter Broker in Cloud Sim performs VM management in multiple data facilities and routing traffic to acceptable information centers. These 2 most significant obligations had been separate and allotted to Data Center Controller and Cloud App Service Broker in Cloud-Analyst(Fig .1).

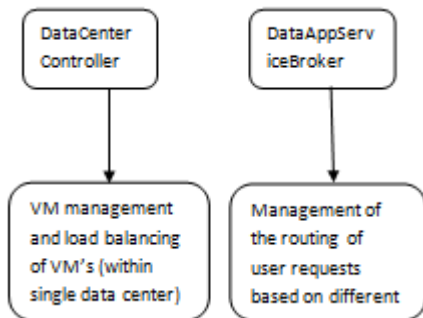


Figure 1.Segregation of responsibilities.

GUI and capability to save lots of simulations and outcome: The person will piece the simulation with excessive stage of details creating use of the GUI. It makes handy to try to to the simulation experiments and to try to to it in repeatable methodology. exploitation the GUI conferred right here, we are going to in addition keep the simulation configurations in addition because the results inside the sort of PDF records for future use. distinctive events taking state of affairs in knowledge center as given in Fig.2 ar integrated in Cloud-sim:

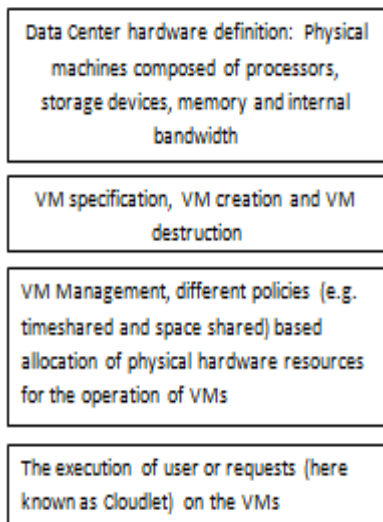


Figure 2.Different activities in Cloudsim/Cloud Analyst Cloud-analyst is implemented including these features.

III. ROUTING OF USER REQUESTS

In Cloud-Analyst, however the routing of person request takes state of affairs is shown among the figure beneath at the side of the usage of service dealer coverage and therefore the virtual laptop load balancer.

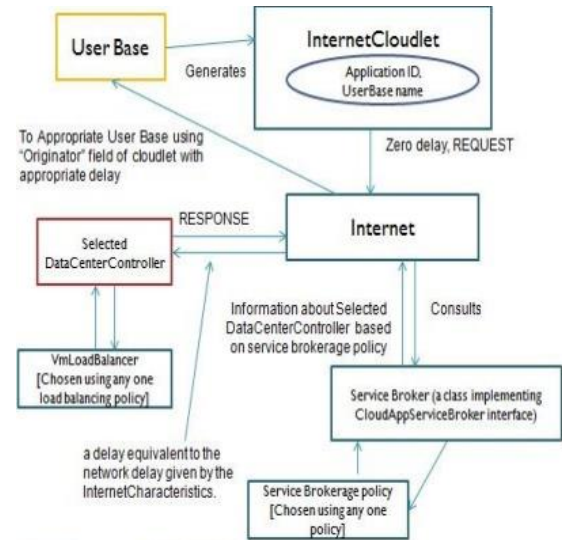


Fig. 3.User Requests Routing

user Base generates an online Cloudlet, with the appliance identity for the appliance it's meant and additionally entails the name of the buyer Base itself as a result of the conceiver for routing once more the responses. With the Zero extend, REQUEST is distributed to the net.On receiving the REQUEST, internet consults the supplier broker for the data center resolution. The service dealer makes use of a person of the carrier dealer coverage supported on the REQUEST experience and sends understanding concerning chosen data center controller to the net. Utilising this ability, internet sends the REQUEST to the data core Controller. currently chosen knowledge middle Controller uses virtual machines load balancer and once process the requests, sends the RESPONSE to the net. currently net can use the “originator” field of the cloudlet data it received previous and can add acceptable community lengthen with RESPONSE and sends to the user Base.

IV. SERVICE PROXIMITY BASED ROUTING

This routing simply follows the “closest information core” method. The strategy is conferred below inside the confirm

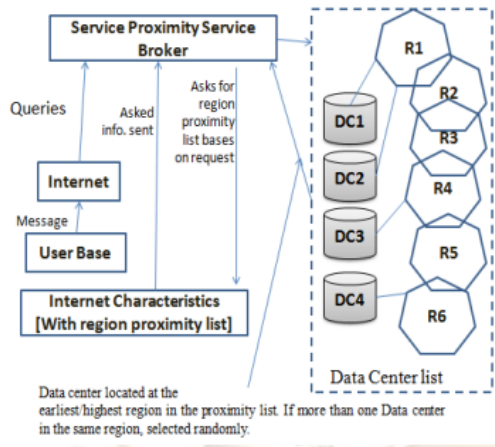


Figure 4. Proximity Based routing

The manner it works? As shortly as a result of the online gets the message from the person Base, it queries to the service proximity carrier dealer. The carrier broker asks for the neighborhood proximity list to the web traits located on the world of the person Base. The region proximity is ordered established on the latency (region with lowest latency first). supported the experience from the online traits a information center is picked by manner of the routing coverage. If there ar one or two of information facilities within constant space, it's progressing to be hand-picked indiscriminately. what's lacking right here inside the routing coverage? On this coverage, when we glance on the ultimate step of the information core alternative, there could also be the random resolution of data centers within the identical locality. currently queries arises ar: Why to pick {the info| the information | the info} middle randomly? What if the non-chosen information center is healthier than chosen data core if some parameters are taken into account? and then forth. Some results regarding worth victimisation this method of routing.

Case: 2 info facilities in identical region Simulation length: twenty four Hours utility preparation surroundings carrier broker policy: highest information core

Table 1: Application preparation surroundings.

Data Center	No. of VM	Memory	Bandwidth
DC1	5	512	1000
DC2	5	512	1000

Table 2: Data Center Configuration

Name	Region	Cost per VM \$/hr	Memory Cost \$/s	Data Transfer Cost \$/Gb
DC1	2	0.01	0.05	0.1
DC2	2	0.02	0.05	0.1

Table 3: User Bases

Name	Region	Req. per user per hour	Avg. Peak User	Avg off pick users
UB1	2	60	400000	40000

User Grouping element in client Base: 100 Request Grouping aspect: 100 practicable guideline size per request (bytes): 250 Load equalization policy throughout VMs in an exceedingly Single DC: Throttled outcome:

Table 4: Cost

Data Center	VM Cost \$	Data Transfer Cost \$	Total \$
DC1	24.01	477.57	501.57
DC2	12.00	477.69	489.70

cost complete virtual pc rate (\$): thirty six.01 total knowledge switch value (\$): 955.26 Grand total: (\$) 991.27

From the results on top of, we tend to area unit ready to conclude that if the information center call goes willy-nilly, there's not any surety concerning fee effectiveness. we'll observe (table 2) that though the worth per VM in DC2 is bigger than that in DC1, DC2 is chosen and overall rate raises. we tend to area unit ready to in addition take totally different parameters under consideration that aren't taken during this therefore called random choice of data center within equal region.

V. SERVICE PROXIMITY BASED ROUTING

On this case the proximity is that the fastest path to the info center from a shopper base established on network latency. The service broker can route shopper traffic to the nearest data core in phrases of transmission latency.

Algorithm

1. Service Proximity Service Broker maintains AN index table of all data centers indexed by mistreatment their neighborhood.
2. once the net receives a message from a ser base it queries the Service Proximity Service Broker for the holiday spot Data Center Controller.
3. The Service Proximity Service Broker retrieves the neighborhood of the sender of the request and queries for the world proximity record for that locality from the Internet Characteristics. This record orders the remainder areas within the order of lowest

community latency initial once calculated from the given region.

- The Service Proximity Service Broker picks the primary data middle settled at the earliest/very best locality inside the proximity list. If multiple data middle is found during a neighborhood, one is chosen haphazardly.

VI. PROPOSED ENHANCED PROXIMITY-BASED ROUTING ALGORITHM

Here we're proposing the fresh rule supported by carrier Proximity established routing. Here neighborhood of the helpful resource and fee per process that is a price per Vm\$/Hr is viewed. inside the projected rule space of the helpful resource targeted on SLA is viewed and once there is also quite one datacenter's are on the market it selects the data core with all-time low price supported on worth per Vm\$/Hr and additionally, it manages the load between the datacenters. once there is quite one datacenter with the equal fee per Vm\$/Hr is determined it selects one among the data center at random.

Algorithm

- Service Proximity Service Broker maintains Associate in Nursing index table of all information facilities listed by the method of their neighborhood.
- once the net receives a message from someone base it queries the Service Proximity Service Broker for the destination data center controller.
- The Service Proximity Service Broker retrieves the world of the sender of the request and queries for the neighborhood proximity list for that neighborhood from the Internet Characteristics. This record orders the remainder regions inside the order of lowest network latency 1st once calculated from the given region.
- The Service Proximity Service Broker picks the first info core set on the earliest/best neighborhood within the proximity record and happy by suggests that of SLA. If multiple info centers are placed in a region, choose the data center from the neighborhood the place Vm\$/Hr is lowest. once there are multiple datacenters with the identical Vm\$/Hr is the gift , decide the datacenter at random.

VII. PROPOSED SERVICE BROKER POLICY

Our planned carrier broker policy may be a changed proximity established routing coverage. therein coverage as outlined, within the last section, one amongst the very

important information centers from the equal section is chosen willy-nilly. inside the planned supplier broker coverage, as tried beneath within the Fig. 5, alternative of knowledge center from the data centers inside equal section is completed during a rate superb technique i.E. Chosen most value potent information core.

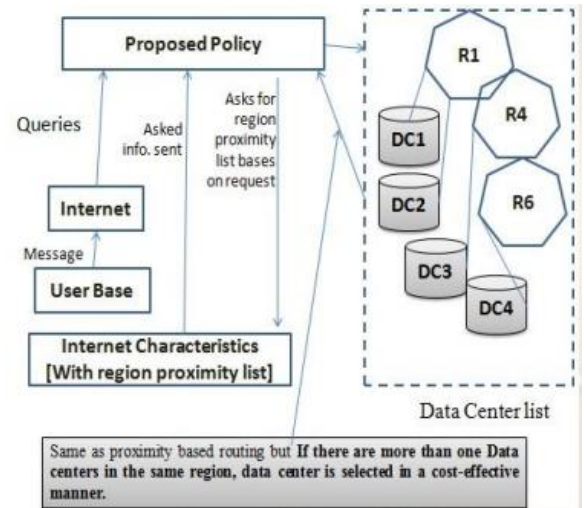


Figure 5. Proposed Service Broker Policy

Case: Identical as in section V however only 1 info core (DC2) is chosen as per planned policy. currently we've assumed that the DC1 is chosen because it has less VM fee than VM worth in DC2. settled on this, if DC1 is chosen, following is that the influence for that. Outcome: rate complete virtual machine worth (\$): twelve.00 complete info switch value (\$): 955.26 Grand complete: (\$) 967.27

table 5: fee

Data Center	VM Cost \$	Data Transfer Cost \$	Total \$
DC1	12.00	955.26	967.27

From the result on top of, we tend to ar able to notice that VM fee is \$12.00 for identical requests we tend to used inside the case of half V and is a lot of price-potent than merely service Proximity Routing outcome.

VIII. CONCLUSION

It are often ended from end product of simulation that priority headquartered round-Robin resolution of competencies facilities in supplier dealer policy works easily on the self-discipline of valuable resource utilization. Our planned rule what is more works effectually in regard to time interval of the info center and time interval of individual. The

long-term work can even be focussed upon decreasing the enlarged price.

REFERENCES

- [1] Bhathiya Wickremasinghe, Rodrigo N Calheiros, and RajkumarBuyya. Cloud analyst: A cloud-based visual creator for analyzing cloud computing environments and applications. In *Advanced Data Networking and Applications (AINA)*, 2010 twenty fourth IEEE International Conference on, pages 446–452. IEEE, 2010.
- [2] BhathiyaWickremasinghe and RajkumarBuyya. Cloud analyst: A clouds-based tool for modeling and analysis of huge scale cloud computing environments. MEDC Project Report, 2009.
- [3] Cloud-analyst are often downloaded from here <http://www.cloudbus.org/cloudsim>.
- [4] DhavalLimbani and BhaveshOza. A planned Service Broker Strategy in Cloud analyst for efficient information Center choice. In *International Journal of Engineering analysis and Applications*, India, Vol. 2, Issue 1, pages 793–797, Feb 2012.
- [5] A. Sarfaraz Ahmed. increased Proximity-based Routing Policy for Service Brokering in Cloud Computing. In *International Journal of Engineering analysis and Applications*, India, Vol. 2, Issue 2, pages 1453–1455, Apr 2012.
- [6] Manoranjan Dash, AmitavMahapatra, and Narayan Ranjan Chakraborty.price Effective choice of information Center in Cloud setting. In *International Journal on Advanced pc Theory and Engineering (IJACTE)*, pages 2319– 2526, 2013.
- [7] Pradeep Singh Rawat, GP Saroha, and Varun Barthwal. Performance analysis of social networking application with completely different load equalization policy across the virtual machine in a single information center victimisation cloud analyst. In *Parallel Distributed and Grid Computing (PDGC)*, 2012 2d IEEE International Conference on, pages 469–473. IEEE, 2012.
- [8] Z.Z.Cao, M.Kodialam, and T.V.Lakshman. Joint Static and Dynamic Traffic programming in information Center Networks.in *Proceedings of IEEE INFOCOM 2014*, pp.2445-2553.
- [9] J.Lu, D.Li, Bias Correction in tiny Sample from massive information, *IEEE Transactions on information and information Engineering*, Vol.25, No.11, 2013, pp.2658-2663.
- [10] A.G.Erdman, D.F.Keefe, R. Schiestl, Grand Challenge: Applying restrictive Science and massive information to boost Medical Device Innovation, *IEEE Transactions on medical specialty Engineering*, 60(3) (2013) 700-706.
- [11] X.Han, J.Li, D.Yang et al., economical Skyline Computation on massive information, *IEEE Transactions on information and information Engineering*, Vol.25, No.11, 2013, pp.2521-2535.
- [12] A.G.Erdman, D.F.Keefe, R.Schiestl, Grand Challenge: Applying restrictive Science and massive information to boost Medical Device Innovation, *IEEE Transactions on medical specialty Engineering*, Vol.60, No.3, 2013, pp.700-706.

BIOGRAPHIES



M Thejokumar

Department Of Computer Science and Engineering
Seshachala Institute Of Technology,Puttur,
Andhra Pradesh,India.