

Study on Properties of Ready Mix Concrete

K.Sriker¹, A.V.S Sai Kumar²

^{1,2}Assistant Professor, Dept of Civil Engineering

^{1,2}HITS, Bogaram (T.S),India

Abstract- Concrete is most extensively used constructional material. Depending upon the scope of the work and site conditions, the concrete can be in-situ (conventional mix/manualmix) or Ready Mixed Concrete(RMC). Concrete being used for both major as well as minor constructional projects, it is necessary to maintain its properties and quality irrespective whether it is site mixed or Ready Mixed Concrete. It is of great concern to analyze the properties of both conventional mixed concrete and ready mixed concrete to assume quality control of concreting. In this research work, the main focus was to analyse important engineering properties of ready mixed concrete and site mixed concrete and deviation/ variation. The strength and workability parameter of concrete are essential to analyze with respect to the design of smart road project, The results of both ready mix concrete mix designs and site mixing are analyzed and finding result are presented in finding of research

Keywords- Ready Mix Concrete, Hand Mix Concrete, Concrete Properties, Work ability, Compressive Strength

I. INTRODUCTION

The material Concrete mainly contains fine aggregate (sand), coarse aggregate, cement and water. RMC (ready mix concrete) use is increasing due to its advantageous in comparison with traditional concrete mix. RMC is a type of concrete which is proposed under controlled conditions using consistent quality control of raw materials.

The properties of concrete like workability, compressive strength and other properties depends upon the properties of ingredients, process of preparing fresh concrete on the mix proportions, compaction method, curing and other controls.

The major projects require speed as well as quality of construction, compatible with the International standards. This is the cause of growing of ready mix concrete use to maintain the standard of construction. Concrete have typical characteristics and strength parameters.

The demand of concrete is fulfilled either by site mixed concrete or ready mixed concrete. Since the site mixed concrete is volumetrically batched, hence quality of the

concrete is not as per with the standard ready mixed concrete, which is weighted. In contrast of this when the sample is collected from Ready Mixed Concrete plant then quality parameters are properly assessed. In view of this the research is proposed to critically analyze the properties of ready mixed concrete at the construction site of smart road project. A good quality of concrete is directly related to the high quality of material used in mixing process. In construction normally the workability and strength of concrete will be the first characteristics that will focus on to ensure the good result in construction.

CONVENTIONAL CONCRETE

Concrete when mixed manually at site is conventional concrete. Conventional concrete is prepared by approximate measurement of ingredients. Manual mixing of ingredients (cement, sand, aggregates and water) is done on site. The quality of conventional concrete depends on experience of workmanship. Since it is manually mixed, hence quality varies very time and it may affect the strength of structure and workability of concrete. Environmental factors such as humidity, temperature and type of mixing surface affect the quality of conventional concrete. Quality of site mix concrete is in consistent because concrete is hand mixed and quality of raw material is manually checked.

For small scale projects quality of conventional concrete are sufficient. Hand mixed concrete is the only economical option for small scale projects. Conventional concrete needs high degree of supervision, otherwise the mix quality may degrade.

READY MIX CONCRETE

Ready mix concrete (RMC) is concrete in which cement, aggregate and other ingredients are weigh batched at a plant prior delivery to the construction site. IS:4926-2003 defines ready mix concrete as concrete mixed in a stationary mixer in a central batching and mixing plant or in a truck mixer and supplied in a fresh condition to the purchaser either at site or into purchasers(vehicle).

In the present work the different grades (M15, M20, M25) of concrete mix are taken for the critical analysis of

RMC. Being produced in Ready mix concrete plant under controlled supervision, the material properties are properly maintained.



Fig -1: Discharging of RMC at project Site

RESEARCH OBJECTIVE

Major objectives of Research were as follows;

- 1) To analyze strength and workability parameter of Ready Mixed Concrete (RMC) used at smart road project.
- 2) To test the properties of ingredients used for RMC and in-situ concrete.
- 3) To analyze strength and workability parameter of in- situ concrete of smart road project.
- 4) To establish the comparative results and deviation of RMC and site mixed concrete (in-situ) properties.

II. LITERATURE REVIEW

From the literature survey it is observed that substantial amount of work has been carried out by few researchers on assessment of compressive strength of concrete and work ability by using waste products. However it is seen that there is no work carried on for the assessment of compressive strength and workability of concrete used for a particular project and its comparative analysis with hand mix and ready mix concrete.

III. MATERIAL DESCRIPTION

The material taken for study are-

a.) cement OPC 53

Ordinary Portland cement of 53 Grade of Ultra tech Brand Conforming to IS: 8112 is used in this study work. Table 1 shows the properties of cement.



Fig -2: Ordinary Portland cement

Table -1: Properties of OPC 53

Properties	Result
Fineness	10%
Specific gravity	3.25
Standard consistency	32
Initial setting time	37 min
Final setting time	570 min

b.) **Fine aggregate** the fine aggregates are defined as aggregate passing through an IS sieve that is less than 4.75mm sieve. Fine aggregate acts as filler material between the coarse aggregate. Workability and uniformity in the concrete mix is most useful property of the fine aggregate. It enables cement paste to hold the coarse aggregate particle. Narmada river sand of zone 2 is used in the present research work. Table 2 shows the properties of fine aggregate.



Fig -3: Fine Aggregate

Table 2 Properties of fine aggregates

Properties	Result
Specific gravity	2.68
Water absorption	1.5%
Bulk density	1690
Fineness modulus	2.89
Type of sand	Krishna river sand

c.) **Coarse aggregate** Coarse aggregate are aggregate which are retained on 4.75mm IS sieve. These aggregates contain the major volume of concrete and contribute towards strength of concrete. Minimum 10mm & maximum 20mm size of coarse aggregate are used for this research work. Locally available coarse aggregate which is approved for the smart road project is used in present research work.



Fig -4: Coarse Aggregate

Table 3 Properties of coarse aggregates

Properties	Result
Specific gravity	2.86
Water absorption	0.81%
Impact value	13.48%
Los Angeles abrasion value	21.89%

QUANTITY PER CUBIC METER TAKEN FOR RESEARCH WORK

Table 4 Material Required For M15 Grade Of Concrete per Cubic Meter

Material	Quantity	Proportion
Cement	300kg/m ³	1
Sand	775kg/m ³	2.58
Coarse Aggregate	1270kg/m ³	4.23
Water	165lt/m ³	0.55

Table 5 Material Required For M20 Grade Of Concrete per Cubic Meter

Material	Quantity	Proportion
Cement	324kg/m ³	1
Sand	740kg/m ³	2.1
Coarse Aggregate	1250kg/m ³	4
Water	172lt/m ³	0.5

Table 6 Material Required For M25 Grade of Concrete per Cubic Meter

Material	Quantity	Proportion
Cement	345kg/M ³	1
Sand	720kg/M ³	2
Coarse Aggregate	1270kg/M ³	3.50
Water	170lt/M ³	0.50

Here table 4, table 5 & table 6 shows the quantity taken per cubic meter for different grades (M15, M20 & M25) of concrete in the present research work.

IV. METHODOLOGY

- Project site description
- Collection of ingredients for
- RMC & IN-SITU Concrete
- Testing of materials
- Mix proportion
- Preparation of samples
- Testing of RMC samples
- Testing of HMC samples
- Critical analysis of results
- Conclusion

TESTING OF SAMPLES/SPECIMEN

a.) Work ability Test

Workability is the ease with which concrete flows. To handle the concrete with outsegregation, and without the loss of homogeneity, some lubrication is required. The water is required to lubricate the mix so that the concrete can be compacted with the required sufficient amount of effort. Workable concrete is the concrete which exhibits little internal friction between particles and overcome the resistance due to friction. The work ability test conducted as per IS 1199-1959 for present research work. Factors affecting workability are:

- Water content
- Mix proportion



Fig -5: Slump cone for RMC & HMC

- I. RMC- Ready Mix Concrete
- II. HMC- Hand Mix Concrete

b.) Compressive strength Test

This test shows the measure of resistance of hardened concrete and it is required to determine the strength of concrete. The compression test carried on samples shows the strength of that concrete structural component strength that's why it is the most significant property. The procedure followed for this test was as per IS: 516-1959. The test is carried out by preparing the cubical mould of size 150mm X 150mm X 150mm. The 54 number of cube specimens were casted with different grades of mix and different w/c ratios for Hand Mixed Concrete. The cube samples were tested on Compression Testing Machine (CTM) in the well-established site laboratory of smart road project, Bhopal. The 27 number of cubes were tested for hand mixed for 7 days, 14 days and 28 days.



Fig -6: Compression Test in CTM

V. RESULTS

RESULTS OF COMPRESSIVE STRENGTH

The results of different concrete mixes (M15, M20, M25) For compressive strength and workability are presented in the research work.

Table 7 Grade of Concrete: M15 Water Cement Ratio: 0.55
Size of Cube: (150mm*150mm*150mm)

Hand Mixed Concrete		Ready Mixed Concrete	
Samples	Compressive Strength N/mm ²	Samples	Compressive Strength N/mm ²
7 DAYS	13.54	7 DAYS	15.36
14 DAYS	15.55	14 DAYS	17.64
28 DAYS	18.78	28 DAYS	21.22

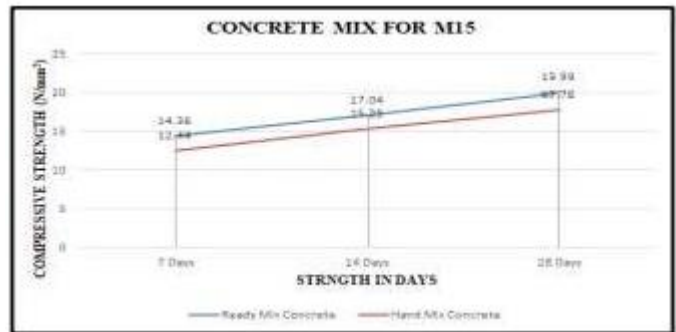


Fig -7: Graph showing comparison of RMC & HMC

Table 8 Grade of Concrete: M20 Water Cement Ratio: 0.53
Size of Cube: (150mm*150mm*150mm)

Hand Mixed Concrete		Ready Mixed Concrete	
Samples	Compressive Strength N/mm ²	Samples	Compressive Strength N/mm ²
7 Days	15.02	7 Days	17.22
14 Days	20	14 Days	22.18
28 Days	25.37	28 Days	27.15

Table 9 Grade of Concrete: M25 Water Cement Ratio: 0.50
Size of Cube: (150mm*150mm*150mm)

Hand Mixed Concrete		Ready Mixed Concrete	
Samples	Compressive Strength N/mm ²	Samples	Compressive Strength N/mm ²
7 Days	14.96	7 Days	17.04
14 Days	19.55	14 Days	21.18
28 Days	22.37	28 Days	26.55



Fig -9: Graph showing comparison of RMC & HMC

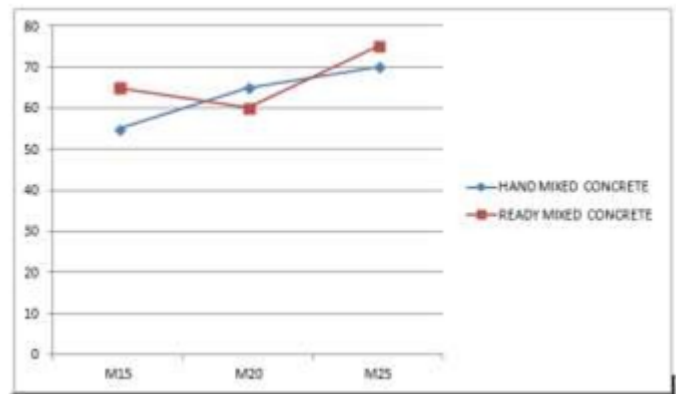


Fig -11: Slump value comparison of RMC & HMC

RESULTS OF SLUMP CONETESTS

Taken Grades of concretes are shown in figure 10.



Fig -10: Different Grades of concrete

Table 10 Slump value of Ready Mix Concrete

Grade Of Concrete	Slump Value
M15	65mm
M20	60mm
M25	75mm

Table 11 Slump value of Ready Mix Concrete

Grade Of Concrete	Slump Value
M15	65mm
M20	60mm
M25	75mm

Deviation in Compressive Strength

Deviation in the value of compressive strength and hand mixed concrete is calculated using the following formula:

$$\text{Deviation} = \text{Ready Mixed Concrete Strength} - \text{Hand Mixed Concrete}$$

Deviation Percentage

$$= \left(\frac{\text{Ready Mixed Concrete strength} - \text{Hand Mixed Concrete Strength}}{\text{Ready Mixed Concrete Strength}} \right) \times 100$$

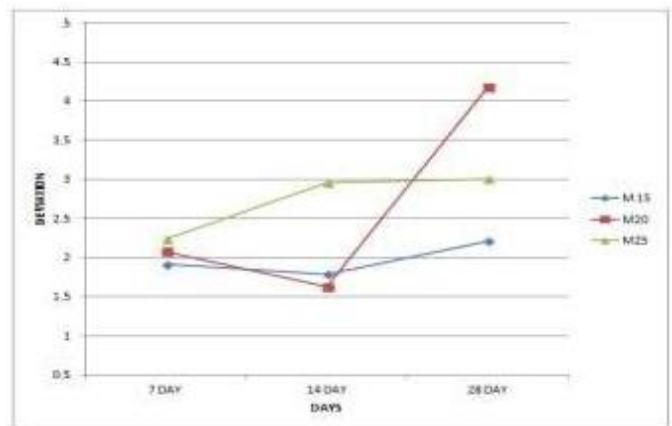


Fig -12: Deviation in compressive strength of different grades of concrete

VI. CONCLUSIONS

During the research study concrete as designed and proposed or typical concrete structures such as beams, columns and footing service are analyzed over the period of four months. The results and data obtained are realistic.

- a) The results on strength parameters of RMC are found 12.04% for M15, 12.83% for M20 and 13.08% for M25 and for workability are found to be 8%, 8.33% and 6.60% are better as compared to in-situ concrete parameter, where as core or basic ingredients such as cement, sand, aggregate, water were remain same in both the cases of concrete preparation.
- b) The properties of ingredients used for RMC and in-situ concretes are as per design requirement and within the permissible limits of BIS.
- c) The slump value of few samples of RMC is deviated by 8.33 % that is because of other factors such as elongation and flakiness and quality control parameters which are beyond the scope of this research.
- d) The comparative variation in results of RMC and in-situ concrete are about 1 to 5KN/mm², which is very marginal.
- e) In few cases only in-situ concrete are used, since there is very nominal variation in the results of the parameter. Hence no negative effect is required to consider in contrast of RMC.
- [8] Khusbu Rajhans, Proff. C.R.Sharma, “Studies on Concrete Characteristic Strength Using FlyAsh And Rice Husk Ash”, Vol 4, Issue 2, pp 40-44,2014.
- [9] L R Manjunatha et.al., “A study on customer preferences and perceptions on quality and services of ready mixed concrete as a sustainable building material in Bangalore city, Karnataka” Vol : 3 Issue 6, pp 7-14,2014,

REFERENCES

- [1] Dhaval Dudakiya,.et.al, “Engineering Properties of Ready Mix Concrete”, International Journal for Scientific Research & Development Vol.5, Issue02, pp 262-264.2017
- [2] Estebanfraile-Garcia,.et.al, “Study of the Technical Feasibility of Increasing the Amount of Recycled Concrete Waste Used in Ready-Mix Concrete Production”, Multidisciplinary Digital Publishing Institute, Vol. 10, 2017
- [3] Amiyangshu Biswas, Shouvik KumarSen, “Study on Ready Mix Concrete”, International Journal of Scientific & Engineering Research, Volume 7, Issue 4, pp 157-162,2016.
- [4] Shobha Rani Nadupuru, Chinna Babu Arangi, “Comparision of RMC and ordinary concete using wasted glass material”, vol:5 Issue 4, pp 159-169, 2015
- [5] Hanumant P.Naiknavare, Swati D. Deshpande, ajesh D. Padhye, “Model chart o quality process or ready mixed concrete plants”, Vol: 2, pp 50-54, 2015
- [6] Rahul Mahajan, Reuben Buthello,” Quality Control of Ready Mixed Concrete”, IOSR Journal of Mechanical and Civil Engineering (IOSR-JMCE), Volume 12, Issue 5,pp: 1-7,2015.
- [7] R.Mascolo;A.B.Masuro;D.C.C.DalMolin.“Ready mixed concrete: variability analysis of the compressive strength and physical properties along the unloading of the truck mixer”, SciElo Journal, vol.6, issue no.2, pp 194-201,2013.