

# A Hybrid Filter With Boundary Discriminative Noise Detection For Extremely Corrupted Images-A Review

Ashish Dadhich<sup>1</sup>, Mr. Rakesh Kumar<sup>2</sup>

<sup>2</sup> Assistant Professor

<sup>1, 2</sup> Sobhasaria Group of Institutions Sikar

**Abstract-** Progression in sight and sound designing has promoted monster measure of examination in the zone of pictures and feature handling. Picture denoising and its improvement is a genuine task in picture taking care of. In the transmission of picture and features over filters, picture and features are as often as possible undermined by noise and degradations in light of broken correspondence or uproarious filters. Flawed cam is likewise one of the purposes behind low quality picture.

The reason for the proposal is to pioneer altered and versatile productive nonlinear calculations for the distinguishment and expulsion of motivation noise from pictures. The expected calculation is extremely useful in end of high-thickness impulse noise from pictures keeping in place the edges and fine subtle elements. The recommendation likewise addresses a percentage of the viable limits in the use of some choice based exchanging middle filters (DBSMF), which results streaking at more noteworthy noise densities. In this exploration work, new nonlinear calculations for the discovery and evacuation of driving forces in pictures are presented with the accompanying highlights The extent of sliding window used for preparing is minimal paying little heed to the likelihood that the noise thickness is as high as 90%. Denosing is finished with diminished streaking at higher noise densities. The peak signal to noise degree (PSNR), mean square lapse (MSE) and picture improvement variable (IEF) qualities are kept up at appealing levels even at high noise densities. The computational unpredictability of the proposed model is lower than the standard calculation used for picture denoising.

## I. INTRODUCTION

Progression in sight and sound designing has promoted monster measure of examination in the zone of pictures and feature handling. Picture denoising and its improvement is a genuine task in picture taking care of. In the transmission of picture and features over filters, picture and features are as often as possible undermined by noise and degradations in light of broken correspondence or uproarious filters (Pratt 1991). Flawed cam is likewise one of the purposes behind low quality picture. In fact with the moving

cam and propelled recording advancement, there are various circumstances in which some piece of recorded pictures or features may encounter the evil impacts of genuine debasement for a brief time. The low nature of recorded pictures may be a direct result of, for instance, the blemished recording conditions that are consistently experienced in space science, restorative sciences, and scientific imaging. Picture redesign and revamping have constantly been discriminating in these application extents to improve the visual quality and in addition to construct the execution of coming about pictures, for instance, examination and version.

## II. SCOPE OF THE PRESENT WORK

The work displayed in this proposal is composed as takes after:

The reason for the proposal is to pioneer altered and versatile productive nonlinear calculations for the distinguishment and expulsion of motivation noise from pictures. The expected calculation is extremely useful in end of high-thickness impulse noise from pictures keeping in place the edges and fine subtle elements. The recommendation likewise addresses a percentage of the viable limits in the use of some choice based exchanging middle filters (DBSMF), which results streaking at more noteworthy noise densities. In this exploration work, new nonlinear calculations for the discovery and evacuation of driving forces in pictures are presented with the accompanying highlights:

1. The extent of sliding window used for preparing is minimal paying little heed to the likelihood that the noise thickness is as high as 90%.
2. Denosing is finished with diminished streaking at higher noise densities.
3. The peak signal to noise degree (PSNR), mean square lapse (MSE) and picture improvement variable (IEF) qualities are kept up at appealing levels even at high noise densities.
4. The computational unpredictability of the proposed model is lower than the standard calculation used for picture denoising.

### III. DESIGNING

#### INTRODUCTION

Motivation noise in pictures is attributable to bit blunders in transmission or presented all through the sign getting stage. There are 2 assortments of impulse noise, they're salt and pepper noise and arbitrary esteemed noise. Salt and pepper noise ruins the photos wherever the tainted picture component takes either most or least dark level. Numerous nonlinear filters are anticipated for rebuilding of pictures tainted by salt and pepper noise. Among these ordinary middle filter has been built as dependable approach to dispose of the salt and pepper noise while not harming the sting subtle elements. Be that as it may, the first drawback of ordinary Median Filter (MF) is that the filter is compelling singularly at low noise densities [1]. When the sufficiency is more than five hundredth the sting subtle elements of the first picture won't be saved by typical middle filter. Versatile Median Filter (AMF) [2] perform well at low noise densities. However at high noise densities the window size has become acquainted with expanded which can result in smudging the picture. In change middle filter [3], [4] the decision is predicated on a predefined edge esteem. The chief drawback of this technique is that process a solid call is extreme. Moreover these filters won't take under thought the local alternatives thus; points of interest and edges may not be recouped attractively, especially once the adequacy is high.

Required Platform

Why Matlab?

Exactly when your time is more imperative if your errand is genuinely fundamental, you may have the ability to code it up in MATLAB and have it work quickly. MATLAB is by a long shot the least complex for advancement a scripted dialect with implied memory organization, a colossal group of gave limits, and an unprecedented interface for demonstrating and controlling data while investigating. Mat lab likely has the greatest mixed bag of capacities; then again it is more confused than alternate undertakings.

Why not OPENCV AND AFORDE?

Both OPENCV AND AFORDE have an implied interface to .Net, and OPENCV similarly with C++, python, and that is simply the starting. MATLAB may be more viable, yet in case you don't have any involvement with it you should similarly take in its grammar. Take thought over it Open CV and AForge themselves have a few distinctions.

Version of Matlab –: MatlabR2013a

Some Basic MATLAB Commands

In MATLAB there are different techniques to imports pictures for offer era. Here we take enter two times first we take mystery picture and second we take stego picture from client. For this we utilize a few strategies like

1. Imread (Input file name) command – it is a simplest way to store the image as an input in the current directory  
Syntax:- `im = imread ('aa.bmp');` %% where aa.bmp is the name of the image

Most of the formats like jpg, bmp, png are accepted by the imread function. Another way if the image is in other directory one can use the imread function by specifying the exact path of the image for example:

```
-: Im= imread ('C: /Users/Admin/Desktop/aa.jpg'); %% reads from the folder admin
```

In this second thing is to show the stored image this can be done by using imshow command

```
-: Imshow (im); %% will show the image
```

2. Figure () Command – The problem associate with that the image would replace the current open image (if any). So to overcome with this problem a method is used that is figure. It opens the current image in separate window for this it is better to use:

```
-: figure, imshow (im); %% will open the image in a new window
```

Once can even name the window using int values to use them for various purposes of display and processing the post the display. For example:

```
-: figure (5), imshow (im);
```

Example of reading and display input

```
% read noisy input Image
img=imread('secret.tiff'); %noisy image
figure(1)
imshow(img);%
```

Commands for Run Time Input– there are few commands with the help of them we can take input at the run time from user.

```
% read input Secret Image run time
[file,path]=uigetfile('*.*.bmp;*.jpg;*.tiff;*.png');
name=[path,file];
```

```
img=imread(name);
figure(1)
imshow(img);
Imnoise (I/p, 'Noise-n', Qty)
```

This command is used to add various types of noise in the image for the testing the various denoisy algorithm. Where i/p is input image in which you want to add noise. Qty is quantity of noise and Noise-n is types of noise.

**IV. PROCESS FLOW DESIGN**

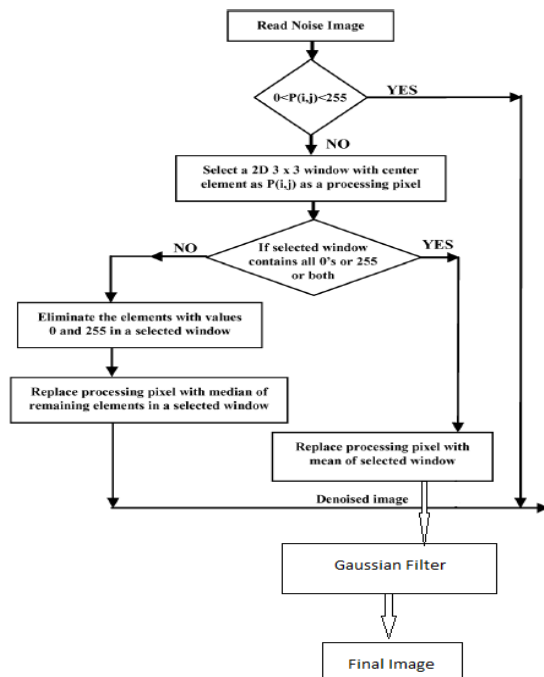


Figure 4.2 Flow Chart of Proposed Methodology

**V. PROPOSED ALGORITHM**

The balanced choice based unsymmetrical trimmed mean filter fell with Gaussian (ADBUTMFG) method makes the photos with better determination and minimum noise content. In a broad sense to convey the immense quality picture from high thickness defiled pictures we have completed this figuring in two important steps.

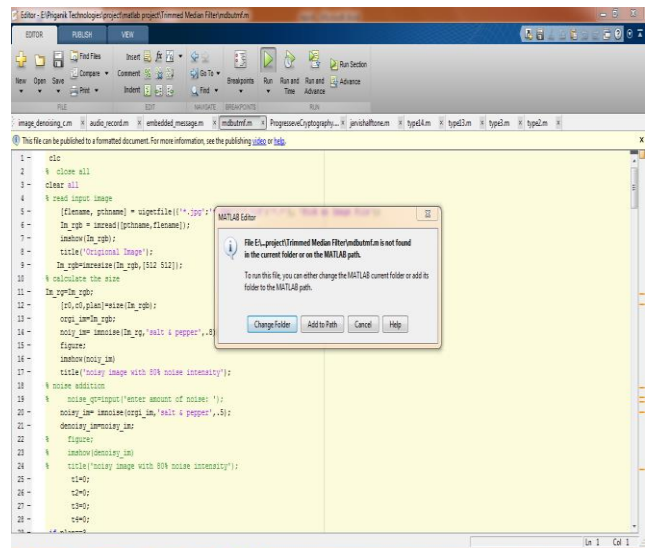
1. Detection of noise substance
2. Removal of noise substance

The degree that it is concern of Salt and Pepper noise, the method for impulse/ salt and pepper bustle is that potentially it takes most compelling fiery debris level or minimum thusly recalling this point the dealing with pixel is checked whether it is uproarious or cluttered free. That is, if the changing pixel lies in the midst of most noteworthy and

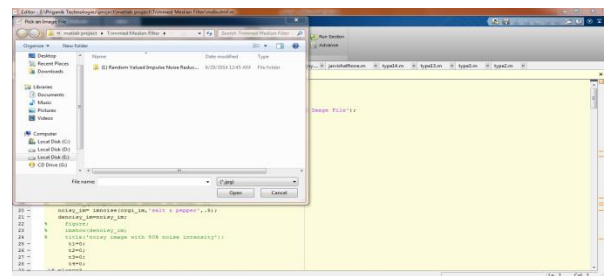
minimum fiery debris level values then it is hullabaloo free pixel, it is left unaltered or set up. The ventures of the proposed count are cleared up as takes after.

**ALGORITHM**

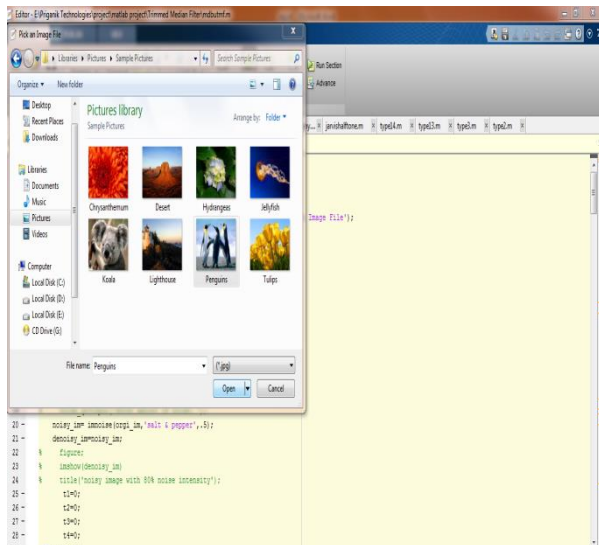
Step 1: Run the generated code in MATLAB 2013a, it will ask you to change folder if you are not running your code in the same folder.



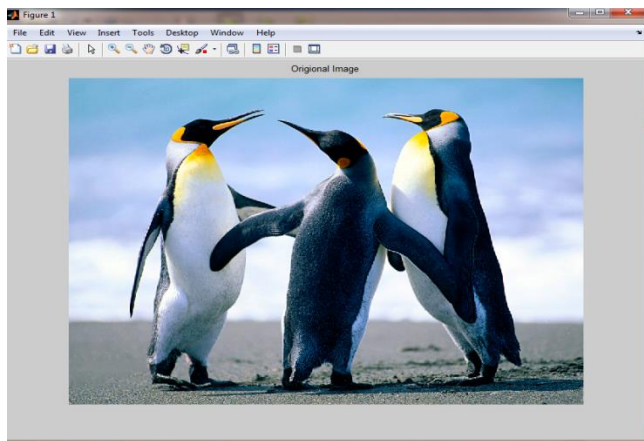
Step 2: Choose an input image from your computer. As we are doing research so we have to add some amount of noise in the input image as per the experimental requirement.



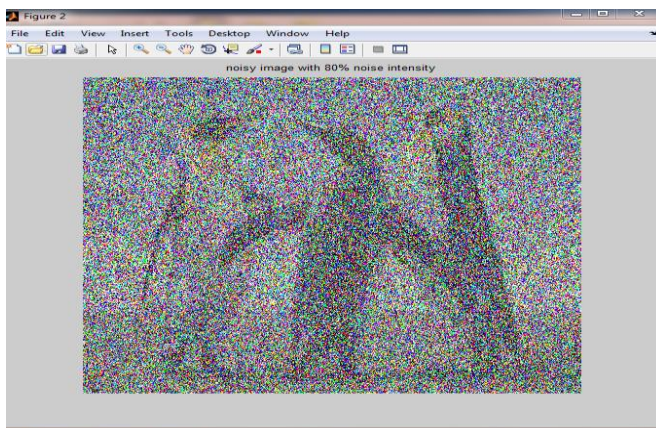
Step 3: Choose your path from your computer.



Step 4: Display the original image in MATLAB in figure window.



Step 5: Add 80% of Salt and pepper noise in the input image.



Step 6: Select 2-D window of size 3x3. Accept that the pixel being handled is  $I_m(i,j)$

Step 7: Check that if the handling pixel is not uproarious then its esteem is left unaltered. This is talked about in Case III) and Case IV).

Step 8: if handling pixel is uproarious then check the aggregate include of loud pixels the current chose window and on the premise of number of tallies of polluted pixels take the choice.

Step 9: If more than one pixel is an adulterated pixel in the chose window then two cases are conceivable as given in Case i) and ii).

Case i): If the chose window contains all the components as 0's and 255's. Than compute the mean ( $m\_window$ ) of every last one of qualities and supplant the transforming pixel  $I_m(i,j)$  with the ascertained mean ( $m\_window$ ).

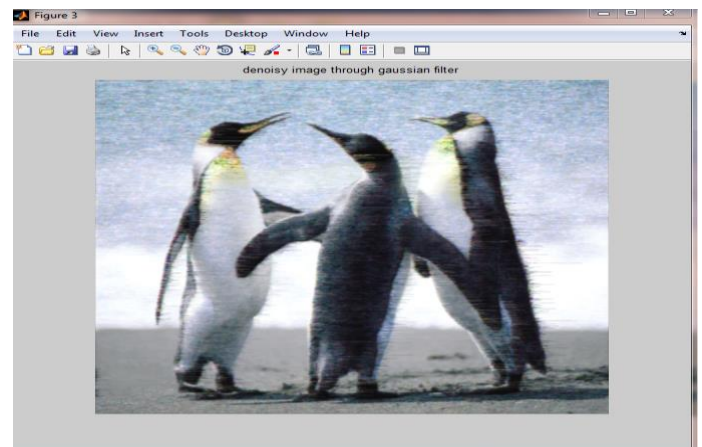
Case ii): If the chose window contains not all components as 0's and 255's. At that point first apply trimming in the wake of changing over the chose window in a vector structure. Here trimming means for uprooting all the loud pixels i.e. 0's and 255's. Presently compute the mean of remaining pixel ( $m\_trimmed$ ) and supplant  $I_m(i,j)$  with  $m\_trimmed$ .

Case iii): If the chose  $2d \times 3x3$  window is having check equivalent to zero i.e. window is aggregate noise free. In such cases leave the chose window in place.

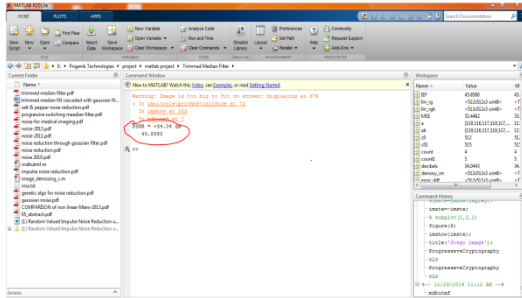
Case iv): if transforming pixel is uproarious pixel and rest every one of the 8 qualities in the chose window is non uproarious then compute average of chose window and supplant it with preparing pixel.

Step 10: Repeat steps 6 to 9 until all the pixels in the whole picture are transformed.

Step 11: After applying this calculation pass the refined result through a general Gaussian filter, it will evacuate some irregular noise exhibit in the picture and contrast the result and existing resultant picture and their PSNR (Peak Signal to Noise Ratio).



Step 12: Calculate the PSNR also.



## VI. CONCLUSION AND FUTURE WORK

The point of this article was to propose a superior algorithmic methodology towards the picture recovery from a picture impelled with high thickness Salt and Pepper noise. The proposed Cascade Gaussian Algorithmic methodology has demonstrated proficient and helpful for this assignment. The calculation was contrasted and the current routines like MDBUTMF, MF, AMF and others and subsequently it was observed that its execution was better in all the accessible approach right now surviving. Indeed at the high noise levels of 80-90% the technique gives proficient and promising results and accordingly can be said that the strategy is viable for High thickness Salt & Pepper noise evacuation. The proposed filters are suitable for the clearing of impulse noise from pictures. They are amazingly profitable in recuperation of exceptional pictures in applications, for instance, machine vision, machine tomography, X-pillar imaging system, old film modifying and intuitive media signal recovery. The proposed calculation and differentiating methodologies oblige further research on change strategies with reduced handling time and eccentrics. The handiness of the proposed methods for talk, music and remote sensing pictures may be investigated. Regardless of the way that the proposed trading based normal differentiating counts are convincing in evacuating commute noise in pictures, there are various open request and investigation issues of critical venture. Future trials could be possible on shaded or RGB picture with the better approach on the grounds that denoised aftereffects of RGB picture and grayscale picture with same noise thickness is not same.

## REFERENCES

- [1] J. Astola and P. Kuosmanen, Fundamentals of Nonlinear Digital Filtering, Boca Raton, FL: CRC, 1997.
- [2] H. Hwang and R. A. Haddad, "Adaptive median filter: New algorithms and results," IEEE Trans. Image Process., vol. 4, no. 4, pp. 499–502, Apr. 1995.

- [3] S. Zhang and M. A. Karim, "A new impulse detector for switching median filters," IEEE Signal Process. Lett., vol. 9, no. 11, pp. 360–363, Nov. 2002.
- [4] P. E. Ng and K. K. Ma, "A switching median filter with boundary discriminative noise detection for extremely corrupted images," IEEE Trans. Image Process., vol. 15, no. 6, pp. 1506–1516, Jun. 2006.
- [5] K. S. Srinivasan and D. Ebenezer, "A new fast and efficient decision based algorithm for removal of high density impulse noise," IEEE Signal Process. Lett., vol. 14, no. 3, pp. 189–192, Mar. 2007.
- [6] V. Jayaraj and D. Ebenezer, "A new switching-based median filtering scheme and algorithm for removal of high-density salt and pepper noise in image," EURASIP J. Adv. Signal Process., 2010.
- [7] K. Aiswarya, V. Jayaraj, and D. Ebenezer, "A new and efficient algorithm for the removal of high density salt and pepper noise in images and videos," in Second Int. Conf. Computer Modeling and Simulation, 2010, pp. 409–413.
- [8] Abramatic, J.F. and Silverman L.M. "Nonlinear Restoration of Noisy Images", IEEE Trans. Pattern Anal. Mach. Intell., Vol. 4, No. 2, pp. 141-149, 1982.
- [9] Abreu, E., Lightstone, M., Mitra, S.K. and Arakawa, K. "A new efficient approach for the removal of impulse noise from highly corrupted images", IEEE Trans. Image Process., Vol. 5, No. 6, pp. 1012-1025, 1996.
- [10] Arce, G.R. "Statistical Threshold Decomposition for Recursive and Nonrecursive Median Filters", IEEE Trans. Inf. Theory, Vol. IT-32, No. 2, pp. 243-253, 1986.
- [11] Arce, G.R. and Fontana, S.A. "On the Midrange Estimator", IEEE Trans. Acoust., Speech, Signal Process., Vol. ASSP-36, No. 6, pp. 920-922, 1988.
- [12] Arce, G.R. and Gallagher, N.C. "Stochastic Analysis for the Recursive Median Filter Process", IEEE Trans. Inf. Theory, Vol. IT-34, No. 4, pp. 669-679, 1988.
- [13] Arce, G.R. and McLoughlin, M.P. "Theoretical Analysis of Max/Median Filters", IEEE Trans. Acoust., Speech, Signal Process., Vol. ASSP-35, No. 1, pp. 60-69, 1987.