

UIDAI Authentication by Correlation

Supriya Vishwakarma ¹, Swati Soni ²

^{1,2} Dept of CS

^{1,2}Takshshila Institute of Engineering & Technology, Jabalpur MP, India

Abstract- The UIDAI had said that face confirmation would be permitted "just in combination mode" which means alongside either unique finger impression or iris or OTP (One Time Password) to check the subtleties of Aadhaar holder. After a long time this system have not been still executed because of larger size of the biometric images. This system could be executed by using the Compression method only. The proposed methodology does not need Compression method so that it will be possible to implement the above mentioned planning. To capture the Iris of human Integrated Iris Scanner (IRS) is used, a Verification system which leads to an explosion in the volume of information to be saved on hard disc and send over the internet. This enlargement has lead to a need for data compression which is the ability to reduce the amount of or Internet Bandwidth required managing this information. The proposed methodology provides Iris images having lower space without changing the information of Iris dataset. The aim of this Research is to reduce the Database of Unique Identification Authority of India (UIDAI) for required lower space and higher accessing.

Keywords- Aadhar, Bandwidth, IRS, Compression, Iris, Database, UIDAI, OTP.

I. INTRODUCTION

The UIDAI gives both on the web and disconnected administrations to the inhabitants with respect to all issues identified with Aadhaar. One can check UIDAI enrolment focus areas, check status of his/her Aadhaar, update his/her UIDAI Aadhaar information online at the official site. The Unique Identification Authority of India additionally gives disconnected administrations to the equivalent. Anybody can visiting the enrolment focuses approved by UIDAI to check his/her Aadhaar information or voice their issues and concerns. Likewise, the UIDAI is adding new administrations to its rundown pretty much consistently for individuals to check on the web. However, since information and ownership can find into the fake hand, it can never be assured that anyone is actually the individual who he claims to be real. Since biometric individuality guarantees a better assurance in person identification, biometric system obtains smart recognition. Recently, many authentication processes are based on information and ownership.

II. IRIS



Fig-1 Iris scanning by Integrated Iris Scanner

A biometric characteristic be faultless if it fulfils all these criterions. Particularly due to chronological variations of dynamic characteristics, and comparatively straightforward chances to reproduce them, static characteristics look like appropriate for a biometric recognition method. Biometric technique may be defined by an automated method to distinguish or authenticate the ID of an Alive person on the basis of his physical quality or behavioural quality ^[10]. At last, the objective of all biometric detection is to prove or shows to be false the individuality by the way of biometric qualities. Therefore, authentication system may be defined as nothing besides than the mixture of firmware designed for implementing the biometric progression.

III. LITERATURE REVIEW

Aparna G. Gale and Suresh S. Salankar et al 2016 ^[13], Feature extraction distinguishes the most conspicuous highlights for order Iris gives plenteous surface data. A component vector is shaped which comprises of the arranged succession of highlight extricated from the different portrayal of the iris pictures. A portion of the highlights are X-Y coordinates, span, shape and size of the student and proportion between normal powers of two pupils.

Rabia Arshad, Adeel Saleem and Danista Khan et al 2016 [16], Presented a paper that gives an overview of data compression procedures. The emphasis is on the most conspicuous information pressure plans, especially mainstream .DOC, .TXT, .BMP, .TIF, .GIF, and .JPG

documents. By utilizing diverse data compression calculations, we get a few outcomes and in regards to these outcomes we recommend the productive calculation to be utilized with a particular sort of document to be compacted thinking about both the pressure proportion and compressed file size.

In this paper they discussed two important compression techniques i.e. Huffman Coding and Double Huffman Coding. Huffman coding is widely used in field of data compression but for a better performance another algorithm named Double Huffman coding was introduced. We conclude that Double Huffman Coding performs better than Huffman Coding as Redundancy and Entropy in Double Huffman Coding is less than that of in Huffman Coding [16].

G. Kaur, S. Bhushan and D. Singh et al 2017 [20], Feature Extraction Level Fusion mainly involves the fusion of feature vectors extracted from different biometric traits for further pro-cessing. The new concatenated feature vector developed has higher dimensions. Further, feature reduction techniques could be applied on large feature set so as to obtain meaningful feature set. It is assumed that this feature extraction level fusion performs better than other fusion techniques.

You-Ran Liu and Lih-Jen Kau et al 2017 [21], in this paper we propose a scalable face image compression algorithm based on Principal Component Analysis (PCA) and Entropy Coding. By using PCA and some training face image patterns, we can extract the most representative Eigen image of human faces. To reduce the coding complexity as well as to achieve a higher compression ratio, only the first term of the extracted Eigen images will be used for the encoding of the human face, i.e., only the Eigen image with maximal energy strength will be selected for the encoding process. As we will see in the experiment that a good tradeoff between the computation complexity, compression ratio, and image quality can be achieved with the proposed algorithm. The size of the source image (an 8-bit grey scale image) to be compressed is $92*112*8 = 82432$ bits. After the process of PCA decomposition and arithmetic coding, the generated bit stream has only 45201 bits. They then evaluate the Compression Ratio (CR) according to the following equation.

$$CR = \frac{X}{Y}$$

Where X and Y corresponding to the size of the image before and after compression respectively. With the definition, we can find the compression ratio is 1.823.

IV. PROBLEM STATEMENT

As biometric systems have inherent advantages over the conventional identification systems there are some security options to secure data is critical. Numerous business iris scanners can be effectively tricked by a great picture of an iris or face instead of the genuine article. The scanners are frequently difficult to alter and can end up irksome for various individuals of various statures to use in progression. The precision of scanners can be influenced by changes in lighting. Iris scanners are essentially more costly than some different types of biometrics, just as secret word and vicinity card security frameworks. Iris acknowledgment is extremely hard to perform a good ways off bigger than a couple of meters and if the individual to be recognized isn't collaborating by keeping the head still and investigating the camera.

Aadhaar started task in 2011 in India, whose Government is selecting the Iris Patterns (and different biometrics) of more than one billion inhabitants for the Aadhaar conspire for privileges conveyance, kept running by the Unique Identification Authority of India (UIDAI). This program at its pinnacle was selecting around one million people each day, crosswise over 36,000 stations worked by 83 organizations. By October 2015, the quantity of people selected surpassed 926 million, with each new enrollee being contrasted with every current one for de-duplication checks (thus 926 trillion, for example 926 million-million, iris cross-correlations every day).

V. APPROACH

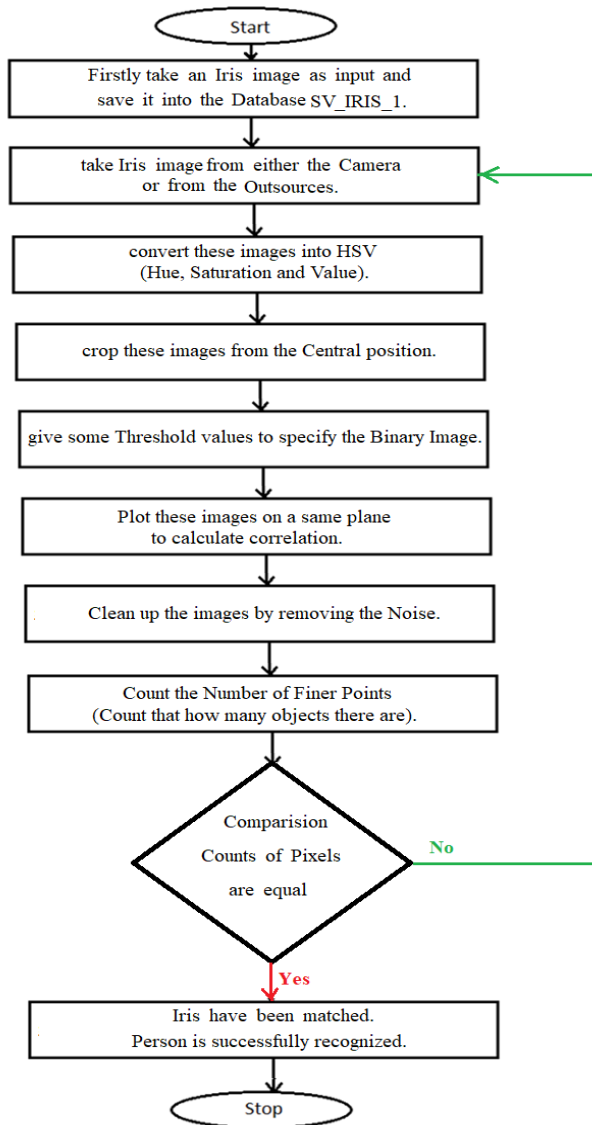


Fig-2 Flow chart for Authentication in system

My proposed method may be divided into two steps. The first step is for Registration or Enrolment. The second step is for Authenticate the user or client. The overall procedure is described by the flow of the processes. To registering an enrolment is the mainly essential procedure of the biometric detection. The biometric individuality must be taken under best conditions, with respect to a good recognition rate, for example according to lighting. Typically these are captured more than 1, because a later recognition should be even possible if the conditions during the respective collection process are much worse. Successive to the initial collection phase the captured traits, so-called reference individuality, are stored on a smartcard. For verification purposes the reference trait may be stored on a smartcard. In case of identification most likely saved means is the database. For verification

purposes the reference trait may be stored on a smartcard. The result of matching process finally indicates whether a person could be successfully identified or verified, respectively. The process itself depends on the recognition function.

Algorithm

Two standard Colormaps were evaluated for use with this program: Red Green Blue (RGB) and Hue Saturation Value (HSV). RGB starts from black and builds up different colors by adding primary colors: Red, Green, and Blue. For example, if red and green is added, yellow is produced. The other colormap, HSV, is composed of Hue, what we perceive as color, Saturation is 100% for pure color and 0% for a shade of Gray, and Value is related to brightness. The advantage of using HSV over RGB is with HSV you can adjust brightness or contrast by simply changing V or S, whereas with RGB, all three color channels would need to be changed.

Thus, the program utilized the HSV Colormap and after all the image processing occurred, converted the image to RGB as output with the built-in HSV to RGB converter in MATLAB. In the proposed work we can use RGB as well as HSV Images. The Input Algorithm is composed of two parts. First, Grayscale images from the “Green” and “Red” channels are imported into MATLAB. Next is Binary image extraction from the Gray image. It helps to identify the Reddish region in the image because Red colour has large value of Brightness and Contrast. Concurrently, in China there is a device that can scan its user's retina [11].

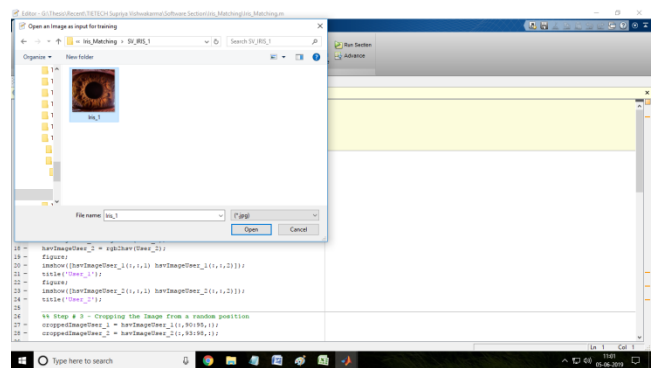


Fig-3 Selection Window for browsing the image from Database

Iris Database

When implementing an Iris Recognition system on a mobile device, one needs to take into account the nature of the images that are used. The user needs as little restrictions as possible since conditions of use are uncontrolled.

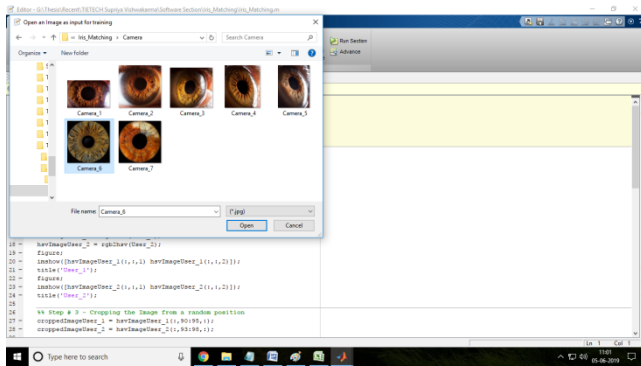


Fig-4 Selection Window for browsing the image for Authentication

VI. RESULTS OF SIMULATION

With the definition, we can find the compression ratio is 1.823. The disadvantage of these types of methods is this; it requires a number of data of finer points to create a template even it consumes more time or more space.

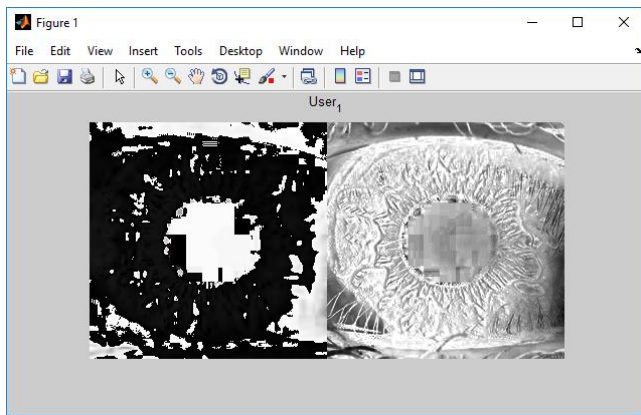


Fig-5 Noisy Iris Image

Considering the intended use of the images is authentication, one can assume the Centre of the Iris is always going to be situated around the Centre of the acquired image [1].

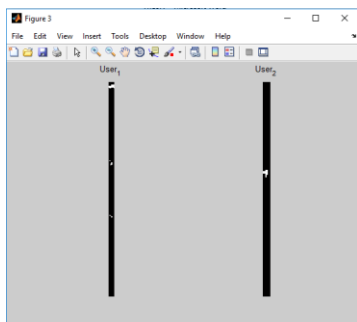


Fig-6 Noisy Iris Image

Bhagyashree Deshpande and Deepak Jayaswal et al [26] to evaluate the described algorithm, the eyes of 15 human

subjects were imaged from UTIRIS V.1 Database, of various qualities, for example, the pictures with partly covered iris or low contrast images.

Table 1: Comparison of the Proposed Work and previous work

Proposed Method				
Database Name	Image type	Remarks	Accuracy (%)	Average Execution Time
SV_IRIS_1	JPG or PNG	Images have either low or large dimensions	About 100%	0.299 Seconds

VIII. CONCLUSION

The proposed methodology does not need Compression method so that it will be possible to implement the above mentioned planning.

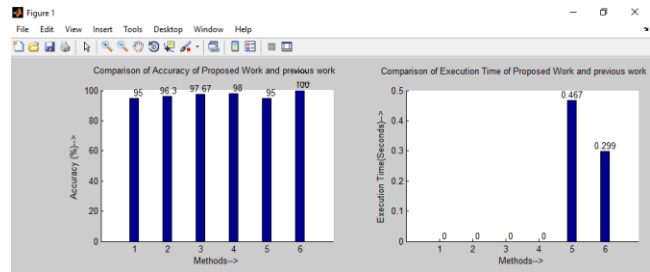


Fig-7 Comparison Charts

REFERENCES

- [1] Umme T. Tania, Sheikh M. A. Motakabbaer and Mo. I. Abrahamiy, "Template Matching Techniques for Iris Recognition System" 5th International Conference on Computer & Communication Engineering 2014, Page No. 9-11.
- [2] Zhenan Sun, Hui Zhang and Tieniu Tan, "Iris Image Classification Based on Hierarchical Visual Codebook", IEEE Transactions on Pattern Analysis and Machine Intelligence 2014, Page No. 1-14.
- [3] Hossein Javidnia, Adrian Ungureanu and Peter Corcoran, "Palm-Print Recognition for Authentication on Smartphones", IEEE International Symposium on Technology in Society (ISTAS) Proceedings 2015, Page No. 1-5.
- [4] Arezou Banitalebi Dehkordi and Syed A.R. Abu-Bakar, "Iris Code Matching using Adaptive Hamming Distance", IEEE International Conference on Signal and Image Processing Applications (ICSIPA) 2015, Page No. 404-408.
- [5] Aparna G. Gale and Suresh S. Salankar, "Evolution of Performance Analysis of Iris Recognition System By

- using Hybrid Methods of feature Extraction and Matching by Hybrid Classifier for Iris Recognition System", International Conference on Electrical, Electronics, and Optimization Techniques (ICEEOT) 2016, Page No. 3259-3263.
- [6] Maha Sharkas, "A Neural Network Based Approach for Iris Recognition Based on Both Eyes", SAI Computing Conference July 13-15, 2016, Page No. 253-258.
- [7] P. Pravallika and K. Satya Prasad, "SVM Classification for Fake Biometric Detection using Image Quality Assessment: Application to Iris, Face and Palm Print", IEEE Transactions, January, 2016, Page No. 1-6.
- [8] Rabia Arshad, Adeel Saleem and Danista Khan, "Performance Comparison of Huffman Coding and Double Huffman Coding", IEEE International Conference on Consumer Electronics - Taiwan (ICCE-TW), 2016, Page No. 361-364.
- [9] Rocky Yefrenes Dillak and Martini Ganantowe Bintiri, "A Novel Approach for Iris Recognition", IEEE Region 10 Symposium (TENSYP), Bali, Indonesia 2016, Page No. 231-236.
- [10] Hossein Javidnia, Adrian Ungureanu and Peter Corcoran, "Palm-Print Recognition for Authentication on Smartphones", IEEE International Symposium on Technology in Society (ISTAS) Proceedings 2016, Page No. 463-466.
- [11] Shalini Agarwal, Pawan Kumar Verma and Mohd Aamir Khan, "An Optimized Palm Print Recognition Approach using Gabor filter", 8th ICCCNT, IIT Delhi, India, July 2017, Page No. 1-4.
- [12] G. Kaur, S. Bhushan and D. Singh, "Fusion in Multimodal Biometric System: A Review", Indian Journal of Science and Technology, Vol 10(28), July 2017, Page No. 1-10.
- [13] You-Ran Liu and Lih-Jen Kau, "Scalable Face Image Compression Based on Principal Component Analysis and Arithmetic Coding", IEEE International Conference on Consumer Electronics - Taiwan (ICCE-TW) 2017, Page No. 265-266.
- [14] https://en.wikipedia.org/wiki/Iris_recognition
- [15] "Aadhaar - Unique Identification" Retrieved 2015-11-02.
- [16] <https://portal.uidai.gov.in/uidwebportal/dashboard.do>
- [17] https://uidai.gov.in/images/Aadhaar_MythVsFact_May2017.pdf
- [18] <https://economictimes.indiatimes.com/wealth/personal-finance-news/uidai-delays-face-recognition-rollout-for-aadhaar-verification-until-aug-1/articleshow/64574752.cms?from=mdr>
- [19] Bhagyashree Deshpande and Deepak Jayaswal, "Fast and Reliable Biometric Verification System Using Iris", 2nd International Conference on Inventive Communication
- and Computational Technologies (ICICCT) 2018, Page No. 456-460.