

Smart Sunday School For Churches

Mrs.Hemalatha. S¹, Pravinkumar.P², Naveenkumar.S³, Prakash.K⁴

¹Assistant professor, Dept of Computer Science and Engineering

^{2,3,4}Dept of Computer Science and Engineering

^{1,2,3,4} Sri Shakthi Institute of engineering and

Abstract- Communication is one of the important and essential thing, even churches need communication to function properly and work accordingly, also there are Sunday School Exams conducted at the church, all these works are done manually and lack a proper interface. To solve this issue, we have designed a website that will help manage all the paper-based works and this is done to improve the quality of services provided by the church to students and people. Managing exams is one of the tedious process, and sometimes there may be many issues from updating marks to displaying results, our site will remove these hardships and provide the Director of the diocese to maintain the records of everyone, making almost everything smart with the help of technology, making smart churches.

Keywords- Children Ministry, Church Management, Coimbatore diocese.

I. INTRODUCTION

To teach the Children Bible stories in a systematic way resulted in the formation of an organization called the 'Sunday School' and every year they organize an exam for students. Though there is a lot of way for communication in this modern era, still there is a lagging in exchanging of information between each church. The information's are maintained manually till now with paper works. People who are using smart phones are increased vastly. So, this application can reduce the paper-based communication and the activities like student registration, exam management and publishing results are automated. The next section will be of the Technologies used and Modules created.

II. TECHNOLOGIES

We plan to solve the above issues through our project by digitalizing the entire process. This could be advanced by implying these ideas in mobile communications, smart phone usages.

Mobile has speeded up the communication manifold. It has ensured faster transfer along with assured delivery. Earlier official messages involving details or progress of a

student is sent through paper posts or letters. This took longer times and unsure delivers.

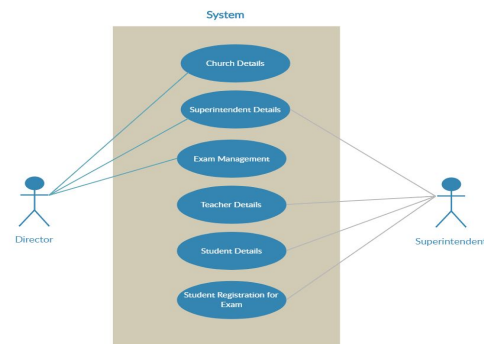
This could all be done in our application. Any church holding this status shall be eligible for all the above facilities.

III. PROBLEMS

We can see the existing mechanism followed in Sunday Schools. The daily activities in the church are maintained manually by sending the circulars to the churches and there is a huge amount of papers are used for maintaining the records, so we have come up with the solution.

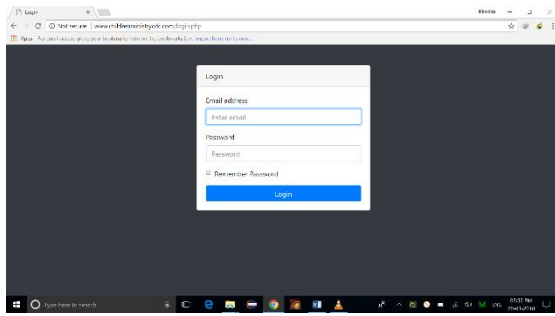
IV. MODULES DESCRIPTION

Use Case:



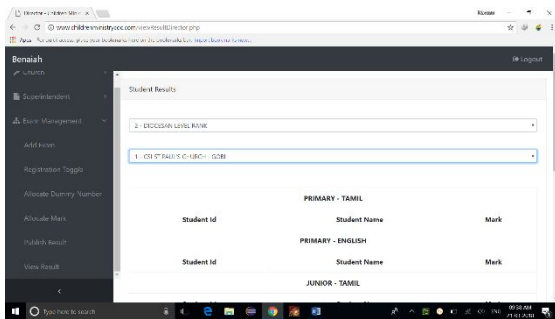
The Director needs to enter church details and Superintendent details of his diocese and map each church with the Superintendent. The Superintendent is responsible for mapped churches. All Superintendents needs to enter Teacher details and Student details of their church and finally the Director creates an exam for all church and the Superintendent register their corresponding students for examination.

Login Page:



The Director and the Superintendent is provided with a login. The Director login is customized with adding and managing church details. The Superintendent login is customized with adding and managing students details.

Director Login:



Director activities include add church, edit church, delete church, view church and as the same way the Director can also add, edit, view and delete the Superintendent.

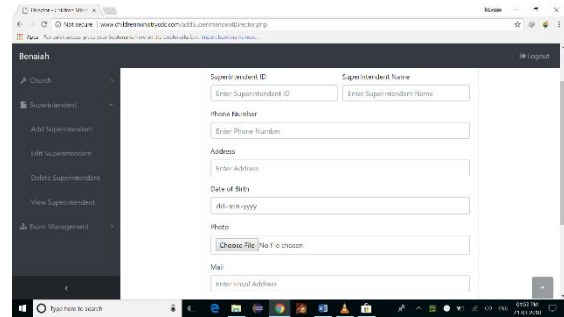
The Director only having power to create the Sunday School exams and each exam are created with an exam id and exam name. This exam is common for all churches of his diocese and the information will be shared to all the Superintendent and the students of the churches.

The registration process is available to Superintendent only after the Director open the registration portal by toggling 'Open Registration'. After the deadline of registration process, the Director close the registration portal by toggling 'Close Registration'.

The exam validation process consists of allocating dummy number for the student's exam id and student id. Then we can update the mark for that dummy number, so that there will be no embezzlement.

The exam results are published to the Superintendent only after the Director click the 'Publish Result' button. The Director can also view the results church by church with exam name and id.

Superintendent Login:



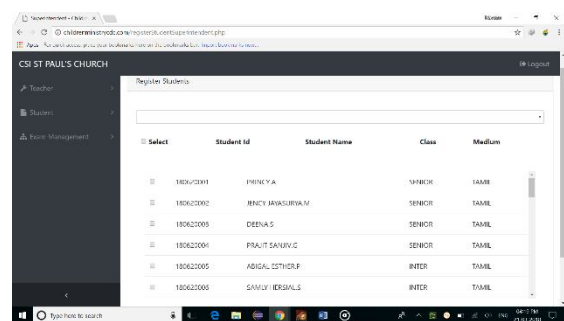
Each Superintendent is provided with a separate username and password. So that they can manage their individual churches. They also can edit their personal details such as changing their address, photos etc.

The Superintendent activities include add teacher, edit teacher, delete teacher, view teacher and as the same way the Superintendent can also add, edit, view and delete the Student.

The student can write their exams only after the Superintendent register them for an exam. The selection process consists of selecting one by one or selecting all the students in the list.

When the Director publishes the exam result, the Superintendent select the exam id and take print out of the result and display it to the students.

Exam Registration:



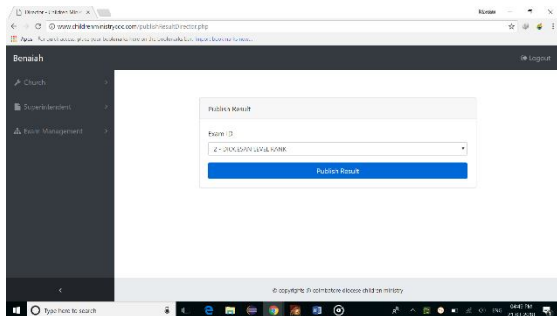
The exams are created with a unique exam id and exam name, after creating the exam the Director fix the date of conducting exam and send the circular to all the churches. Then the Superintendent of each church starts the registration process.

The registration starts only after the Director gives the 'Open Registration Toggle'. Before that, the registration portal will not be opened. So that the Superintendent and the

students should make use of that allotted registration period properly.

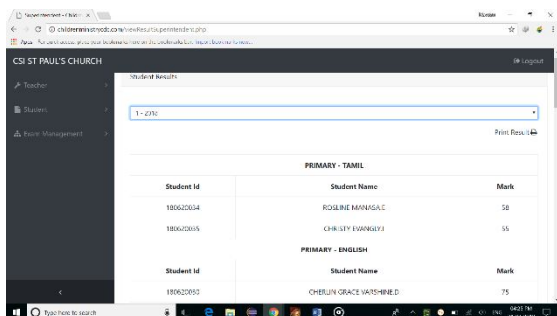
After the deadline of registration process the Director close the registration portal by ‘Close Registration Toggle’. So that Superintendent can’t enrol students for the exam further.

Publish Result:



After the completion of mark allocation process to all the student who enrolled for exam, the Director can publish the result of exam by clicking the ‘Publish Result’ button.

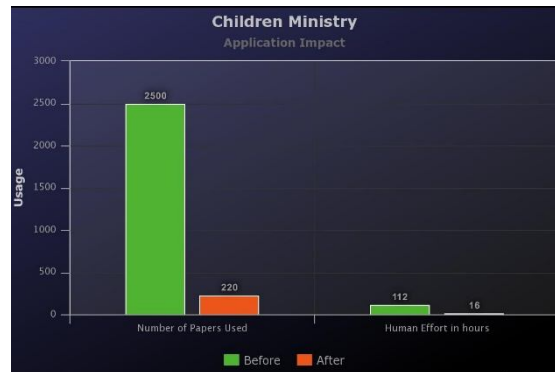
View Student Results:



The Director can view or check student results church by church using church id and exam id.

The Superintendent can view students result of their respective church and they can print out the result for exhibit to the students.

Results and Discussions:



Actual Process: -Till now the circulars and count of students in each class is sent manually via paper, so it increases paper work enormously.

The paper work includes lot of human effort and takes more time to conduct examination to all churches.

By conducting exam via paper-based registration process, the common database cannot be maintained significantly for number of exams.

Automated Process: -Through this application the circular for examination and the student details, teacher details are sent electronically. So that we can reduce the paper work and the Director can reduce the work load for managing the data of all church.

V. CONCLUSION

Thus, by the above project, we can bring in a huge change in saving papers. Owing to the existence of large amount of churches, trying to save papers in a single church multiplied by the number of churches could save papers on a very significant value.

In future the application will be further moved to next step by sending the circulars electronically and conducting exams by online.

VI. ACKNOWLEDGEMENT

We thank our college professor who guided and assisted us in this project.

REFERENCES

[1] <http://www.csisynod.com/resources.php>
 [2] <http://www.coimbatorediocese.org/education-and-contribution.php>
 [3] <http://www.childmin.org/events/>

- [4] <https://childrensministry.com/sunday-school/>
- [5] <https://childrensministry.com/4-teacher-training-meetings/>