

Monitoring And Controlling of Food Grain Conditions In Godowns By Using Arm7

Thenepalli Pavani ¹, P.Mallikarjuna ²

¹Dept of ECE

²Assistant Professor, Dept of ECE

^{1,2}Seshachala Institute Of Technology,Puttur

Abstract- At present most of the domestic grain storage determines the level of grain situation mainly based on monitoring temperature and humidity. However, grain storage environment is a complex system consisting of a variety of factors. Grain security situation have a closely relationship with microbial activity, temperature, humidity and CO2 concentration. Conventional grain monitor device and prediction method could hardly meet the height and precision of grain monitoring. Then the data is processed via multi-regional information fusion. Large grain condition monitoring and control system is limited to simple temperature and humidity testing and grain situation analysis, without any effective means of processing and regulation. Usually these basic means of ventilation, drying and circulation fumigation are relatively backward, and waste a lot of manpower and resources. In addition, the sampling information transmission distance is far away and the hardware connected nodes are numerous, which result low system reliability and accuracy, and poor scalability peripheral device. This not only brings great inconvenience to the grain storage management, but also brings the hidden security risks. So this intelligent system for monitoring and controlling of the grain condition is designed, which is based on embedded ARM 7 core processor, using SCM for the lower machine control unit. The grain environment Information such as temperature, humidity, and CO2 concentration is collected and stored by Multi-sensor. And the system has important significance for future grain situation monitoring.

I. INTRODUCTION

Temperature is the way to safe grain stockpiling. At the point when grain goes out of condition, paying little mind to the reason, there is dependably an irregular increment in temperature. For the individuals who oversee grain, temperature is the best pointer of grain quality. Grain is a living being. Like other living things, it inhales (breathes) and it may get to be wiped out. Exorbitant dampness, high temperature, and poor grain condition (harmed pieces) are by and large considered the most imperative variables that prompt inconvenience in put away grain. The three particular reasons for warming are breath of the grain itself (digestion

system of practical grain), small scale vegetation (microorganisms, for example, parasites and microscopic organisms), and bug infestation. Numerous variables have made precise temperature information considerably more imperative than some time recently.

For instance:

1. Grain is put away more and in bigger canisters, making the danger in holding it more prominent.
2. Grain is reaped and frequently put away at higher dampness content.
3. The expense of taking care of and moving grain has expanded. It costs from 1/2 to 5 pennies for every bushel to move grain. Precise temperature data permits an administrator to turn his grain just when it must be turned.
4. With the utilization of air circulation frameworks, temperature learning is fundamental. The grain supervisor must know whether and when problem areas are shaping before the air circulation framework can make a careful and temperate showing.

There are a couple of approaches to get the grain temperature.

1. The "Vibe and Smell" strategy. All that is needed here is for the grain supervisor to feel the side of his container and smell inside the receptacle trying to distinguish warming. Clearly, this technique has its downsides. On the off chance that you can notice it, the harm is as of now occurrence.
2. The "Test" system is another approach to peruse temperatures. With this technique, funnels are embedded into the grain mass and a thermometer brought down into them. After a period, the thermometer is raised and the temperature read for that point. This strategy additionally has a few genuine disadvantages.
 - a. It is extremely tedious,

- b. a thermometer is not intended to outfit brisk readings,
 - c. Very constrained ranges can be tried.
3. The "Temperature Cable" system. Temperature links are suspended at equidistant focuses from the top of the structure. These links have different temperature detecting focuses along the length of every link which record the grain temperature and impart it to a perusing gadget. This could incorporate a hand-held instrument and/or a PDA that can recover information from wherever on the planet that has phone scope. Temperature links are uniquely designed for grain temperature observing.

II. BLOCK DIAGRAM

Utilizing ARM LPC 2148 we interfaced two temperature sensors one for detecting low temperatures which will be further associated with the radiator in order to keep up standard temperature for the grain and afterward other sensor is for detecting high temperatures which has the control of the cooler to keep up obliged temperature in the site. The temperature can be observed specifically utilizing the LCD show or can be checked utilizing any remote source and the levels of gas substance can likewise be observed utilizing gas identifiers.

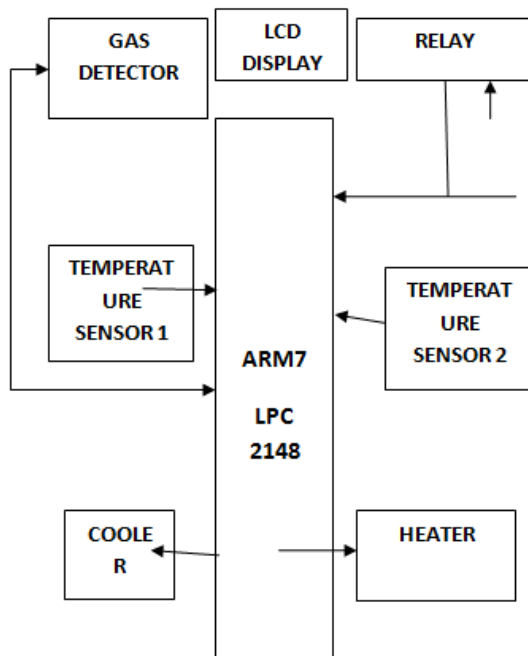


Fig . Block Diagram

Gas Sensor or Co2 Sensor:

In current innovation situation, checking of gasses delivered is vital. From home apparatuses, for example, aeration and cooling systems to electric stacks and security frameworks at commercial enterprises checking of gasses is extremely significant. Gas sensors are imperative piece of such frameworks. Little like a nose, gas sensors suddenly respond to the gas present, accordingly keeping the framework upgraded about any adjustments that happen in the centralization of atoms at vaporous state.



Fig. Gas Sensor

The gas sensor module comprises of a steel exoskeleton under which a detecting component is housed. This detecting component is subjected to current through associating leads. This current is known as warming current through it; the gasses approaching the detecting component get ionized and are consumed by the detecting component. This progresses the resistance of the detecting component which adjusts the estimation of the present going out of it.



Fig. Gas Sensor module

Electrochemical gas sensors are gas finders that measure the oxidizing so as to group of an objective gas or lessening the objective gas at a terminal and measuring the subsequent current. The sensors contain a few anodes, once in a while four, in contact with an electrolyte. The terminals are commonly created by altering a high surface range valuable metal on to the permeable hydrophobic layer. The working terminal contacts both the electrolyte and the surrounding air

to be checked generally by means of a permeable layer. The electrolyte most normally utilized is a mineral corrosive, yet natural electrolytes are likewise utilized for a few sensors. The cathodes and lodging are for the most part in a plastic lodging which contains a gas passage opening for the gas and electrical contacts.

III. GAS DETECTION SYSTEM

In a first approach gas discovery instruments are results of wellbeing innovation and are utilized ideally to secure labourers and to guarantee plant security. Gas identification frameworks are devoted to identify perilous gas fixations, to trigger cautions and beyond what many would consider possible to enact counter measures, before it can go to a dangerous circumstance for representatives, resources and environment.

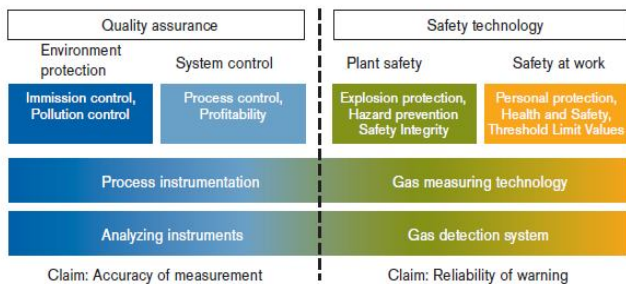


Fig .Gas Detection System

Gas location instruments may be versatile (or semi-convenient) gas measuring instruments or altered introduced gas recognition frameworks. The security of a zone possibly being influenced by unsafe gasses and vapours to a high degree relies on upon the unwavering quality of the gas discovery framework, and particularly on the nature of the sensors being utilized. In inverse to sensors of convenient gadgets settled introduced sensors including their hardware are consistently in operation year for year for 24 hours a day – just to be accessible for the case of an irregular gas discharge. What's more, this even under amazing ecological conditions, at e.g. - 50 °C or + 65 °C, at high relative moistness or even exceptionally dry environments, in open air applications with downpour, tempest and snow or hot desert conditions, electromagnetic aggravations or solid vibration. Furthermore, – undeniable – blast assurance should not be an issue and measuring execution might just be influenced irrelevantly. As indicated in the illustrations, there is a familiar hybrid between gas recognition innovation on the one side and procedure instrumentation on the other side. Albeit created as a result of wellbeing innovation, there are sure gas recognition transmitters having so incredible measuring execution

attributes that today they even appear more as dissecting instruments in the field of procedure instrumentation.

Measuring Principle Electrochemical Sensors

Numerous lethal gasses are likewise exceptionally responsive and under suitable conditions they change by compound responses. The electrochemical sensor is such a miniaturized scale reactor, which at the vicinity of receptive gasses produces electrons simply like a battery. The stream of electrons is a low yet quantifiable electric current. An electrochemical sensor comprises of no less than two cathodes (measuring anode and counter terminal) which have electrical contact in two distinct routes: On the one hand by means of an electrical conductive medium called electrolyte (a pale like fluid to transport particles), then again by means of an external electric current circuit (a straightforward copper wire to transport electrons).

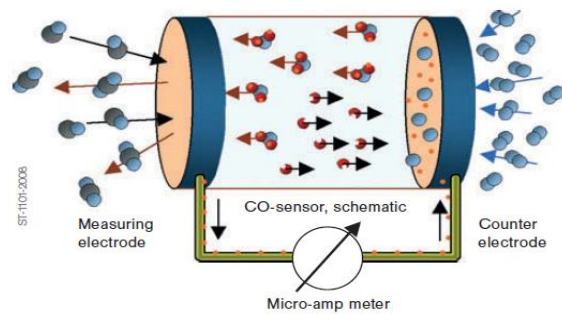


Fig . Principle of Electrochemical sensor

The cathodes are made of an uncommon material which likewise has synergist attributes empowering certain synthetic responses to happen in the purported 3-stage zone, where gas, strong impetus and fluid electrolyte are available. The electron grabber oxygen being required for this response originates from the surrounding air. Further electron grabbers are known, e.g. chlorine, fluorine, ozone or nitrogen dioxide. Therefore the sensor current of sensors being utilized for these gasses streams as a part of opposite heading. The present can be measured by method for a miniaturized scale amp meter.

IV. RESULT



Fig.Sensor Reading Indication of Low Temperature



Fig . Low Temperature Indication




Fig.Sensor Reading Indication of High Temperature



Fig.High temperature Indication

V. CONCLUSION

The grain monitoring system based on ARM7 and WinCE is proposed in this paper. The hardware circuit design and the integration principles of multi-node information collection based on multi-gas channel are introduced. The intelligent system designed in this paper realizes the functions

of the detection and control of temperature, humidity and CO2 concentration. Compared with the traditional grain condition monitoring system, the system has high reliability, low cost, good anti-jamming capability, scalability, flexible maintenance and software upgrade. The intelligent monitoring system proposed in this paper provides a new approach for multi-functional grain condition monitoring technologies and systems. The research has significant practical value.

REFERENCES

- [1] Sun Fang and Li Qiang, "A Study And Design Of A Wireless Serial Port Hub Based On ZigBee," Control and Automation Publication Group, vol.24, 2008.
- [2] Lv Jie, GPRS technology, Beijing University of posts and telecommunications press, pp.117-139, 2001.
- [3] He Caijun and Fang Houhui, "Application of ZigBee Technology in Industrial Monitoring Network," Computer system," vol.19,2010.
- [4] Wei Dongshan, Complete Guide to Embedded Linux Application Development, Post & telecom press, pp.170-180, 2008.
- [5] H.Y. Liu, "The Study of Equalizer in Wireless Communication System", Master Thesis, Dept. of Electrical Engineering, National Cheng-Kong University, Tainan, Taiwan, 2003.
- [6] K.H. Tsai, "The Design of Control System for Home Information-Appliance through Power-Line", Master Thesis, Dept. of Electrical Engineering, National Cheng-Kong University, Tainan, Taiwan, 2001.